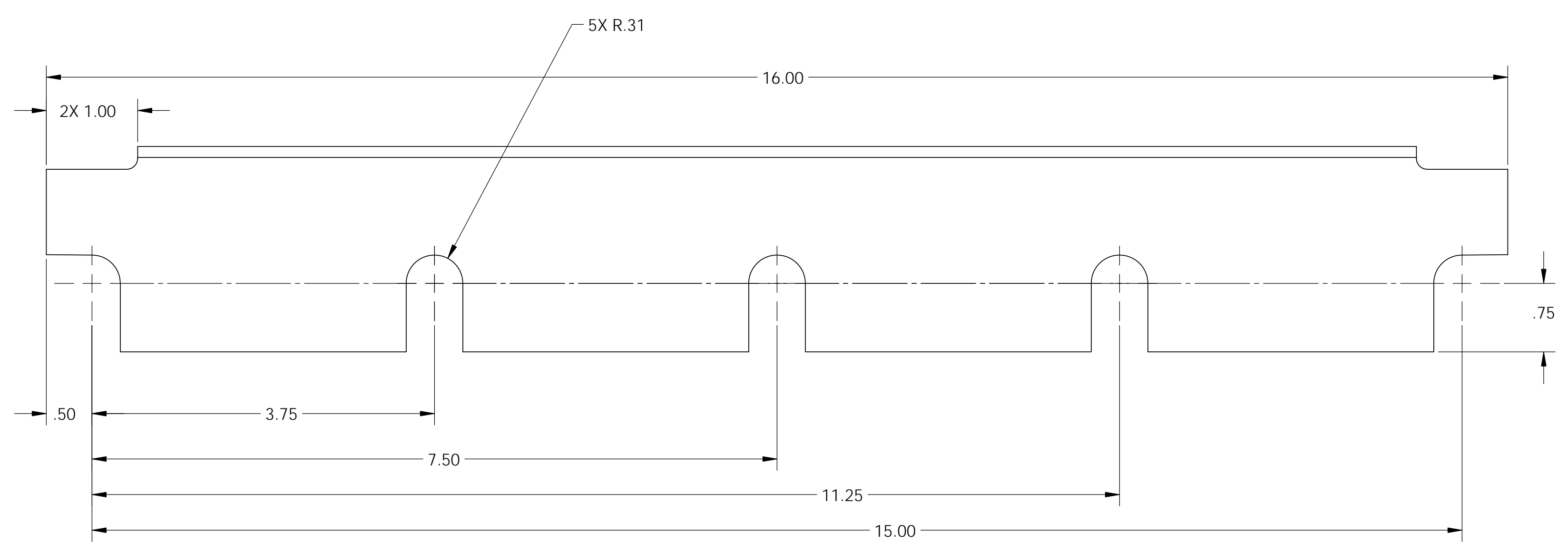
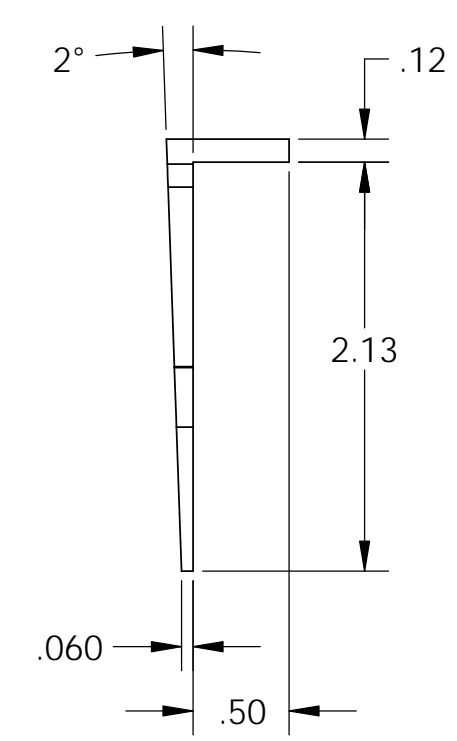
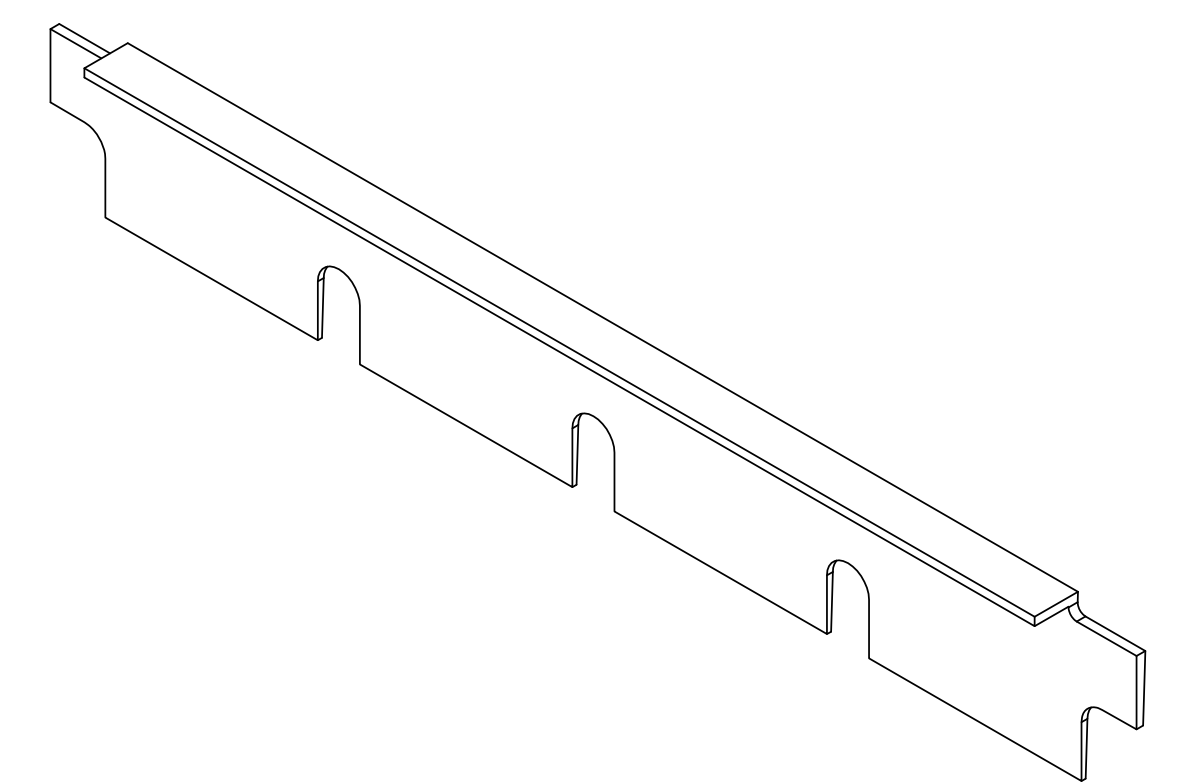
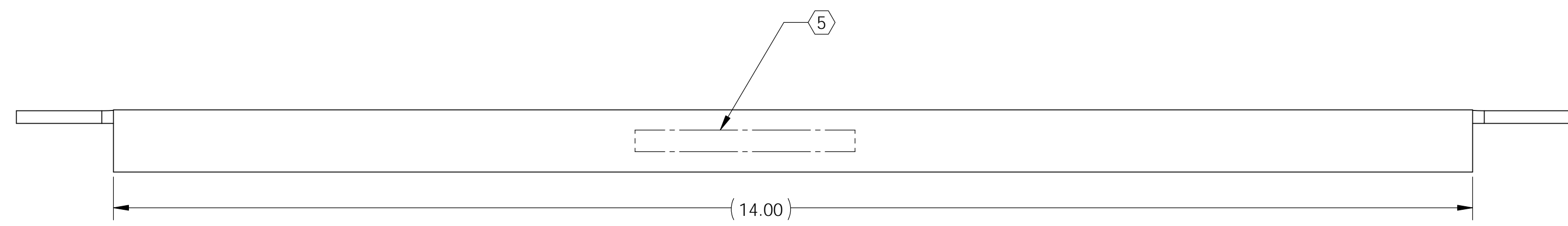


- NOTES CONTINUED:**
- 5. SCRIBE, ENGRAVE (A VIBRATORY TOOL MAY BE USED), LASER MARK OR MECHANICALLY STAMP (NO INKS OR DYES) DRAWING PART NUMBER, REVISION (AND VARIANT OR "TYPE" IF APPLICABLE) ON NOTED SURFACE OF PART FOLLOWED ON THE NEXT LINE WITH A THREE DIGIT SERIAL NUMBER. SERIAL NUMBERS START AT 001 FOR THE FIRST ARTICLE AND PROCEED CONSECUTIVELY. USE MINIMUM 0.12" HIGH CHARACTERS, UNLESS THE SIZE OF THE PART DICTATES SMALLER CHARACTERS. EXAMPLE: DXXXXXX-VY, TYPE-XX, S/N XXX
 - 6. APPROXIMATE WEIGHT = 0.397 LB.
 - 7. MACHINE ALL SURFACES TO REMOVE OXIDES AND MILL FINISH. USE OF ABRASIVE REMOVAL TECHNIQUES IS NOT ALLOWED. REFER TO LIGO-E0900364
 - 8. ALL PARTS SHALL BE MANUFACTURED IN ACCORDANCE WITH LIGO SPECIFICATION E0900364.
 - 9. ALL MATERIAL IS TO BE VIRGIN MATERIAL (i.e. NO WELD REPAIRS, PLUGS OR RECYCLED MATERIAL). NO REPAIRS SHALL BE MADE UNLESS APPROVED IN ADVANCE, AND IN WRITING, BY LIGO LABORATORY. REFER TO LIGO-E0900364.

| REV. | DATE | DCN # | DRAWING TREE # |
|------|------------|----------|----------------|
| V1 | 2 NOV 2011 | E1200394 | - |
| - | - | - | - |
| - | - | - | - |



| | | | | | | | |
|---|--|--|--|---|--|--|--|
| DIMENSIONS ARE IN INCHES TOLERANCES: .XX ± .01 .XXX ± .005 ANGULAR ± 0.5° | | NOTES AND TOLERANCES: (UNLESS OTHERWISE SPECIFIED) 1. INTERPRET DRAWING PER ASME Y14.5-1994. 2. REMOVE ALL SHARP EDGES, .005-.015, FOR MACHINED PARTS. ROUND ALL EDGES APPROXIMATELY R.02 FOR SHEET METAL PARTS. 3. DO NOT SCALE FROM DRAWING. 4. ALL MACHINING FLUIDS MUST BE FULLY SYNTHETIC, FULLY WATER SOLUBLE AND FREE OF SULFUR, SILICONE, AND CHLORINE. | | CALIFORNIA INSTITUTE OF TECHNOLOGY MASSACHUSETTS INSTITUTE OF TECHNOLOGY | | PART NAME FRONT AND BACK SLEEVE WEDGE, INNER | |
| MATERIAL 6061-T6 Al | | FINISH 63 μinch | | SYSTEM ADVANCED LIGO | | SUB-SYSTEM SUS | |
| DESIGNER K. BUCKLAND | | CHECKER K. BUCKLAND | | DATE 31 OCT 2011 | | SIZE D | |
| APPROVAL | | SCALE: 1:1 | | PROJECTION: | | DWG. NO. D1102126 | |
| | | | | | | REV. v1 | |
| | | | | | | SHEET 1 OF 1 | |

DT102126.dwg, SUS, FRONT AND BACK SLEEVE WEDGE, INNER, PART FROM REV. X-001, DRAWING FROM REV. X-001