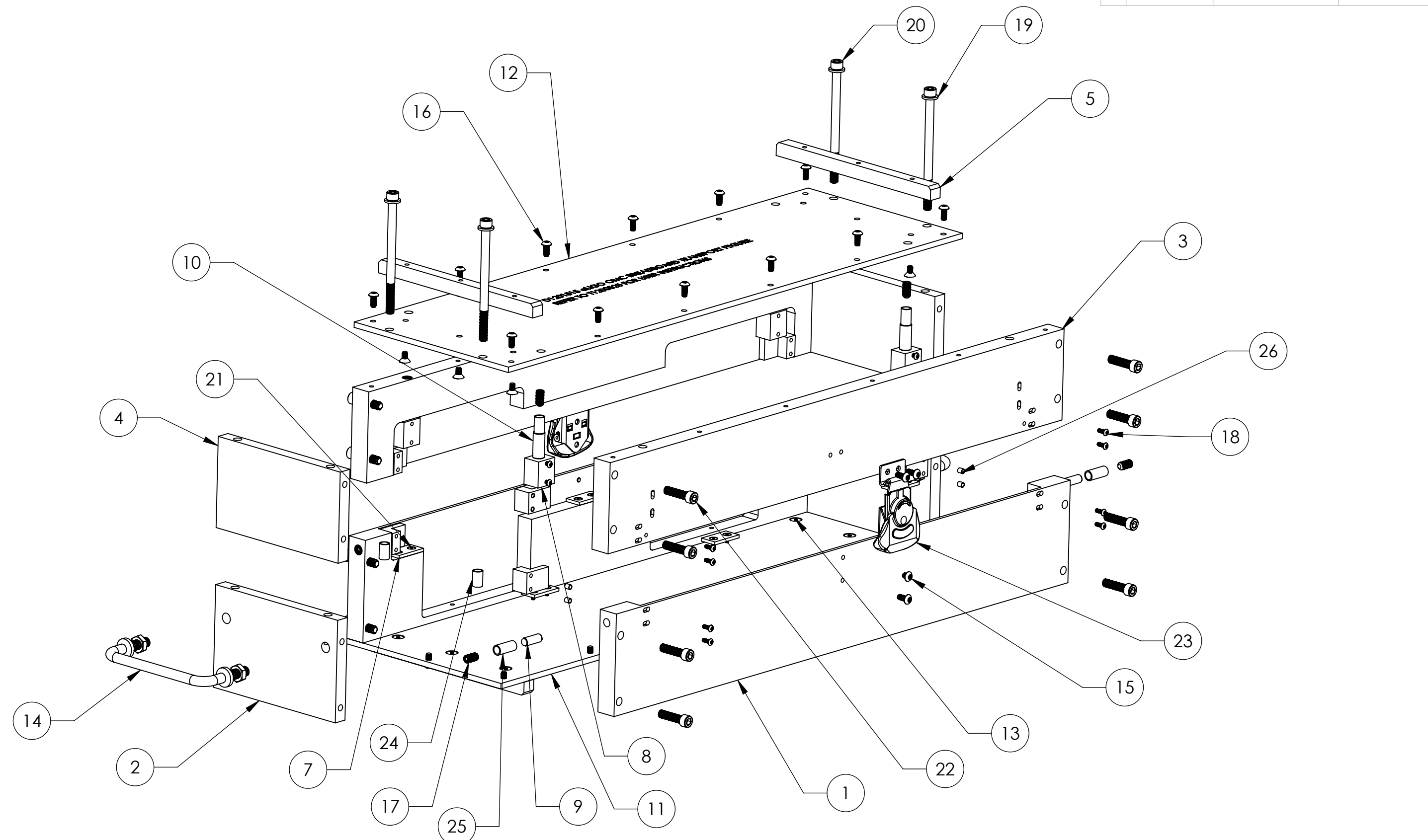


D1201515 ASSEMBLY, OMC TRANSPORT FIXTURE, PART PDM REV: X-003, DRAWING PDM REV: X-002

REV.	DATE	DCN #	DRAWING TREE #
v1	05 DEC 2012	E1201080-x0	-
v2	03 Aug 2016	E1600243-x0	-
-	-	-	-



NOTES AND TOLERANCES: (UNLESS OTHERWISE SPECIFIED)

MATERIAL		FINISH		NEXT ASSY		CALIFORNIA INSTITUTE OF TECHNOLOGY MASSACHUSETTS INSTITUTE OF TECHNOLOGY		PART NAME ASSEMBLY, OMC TRANSPORT FIXTURE	
SEE BOM		N/A μinch		N/A		SYSTEM ADVANCED LIGO		SUB-SYSTEM ISC	
						DESIGNER J.LEWIS		DATE 03 DEC 2012	
						DRAFTER J.LEWIS		DATE 05 DEC 2012	
						CHECKER APPROVAL		SIZE DWG. NO. B D1201515	
						SCALE: 1:3		PROJECTION:	
						SHEET 1 OF 3		REV. v2	

8 7 6 5 4 3 2 1

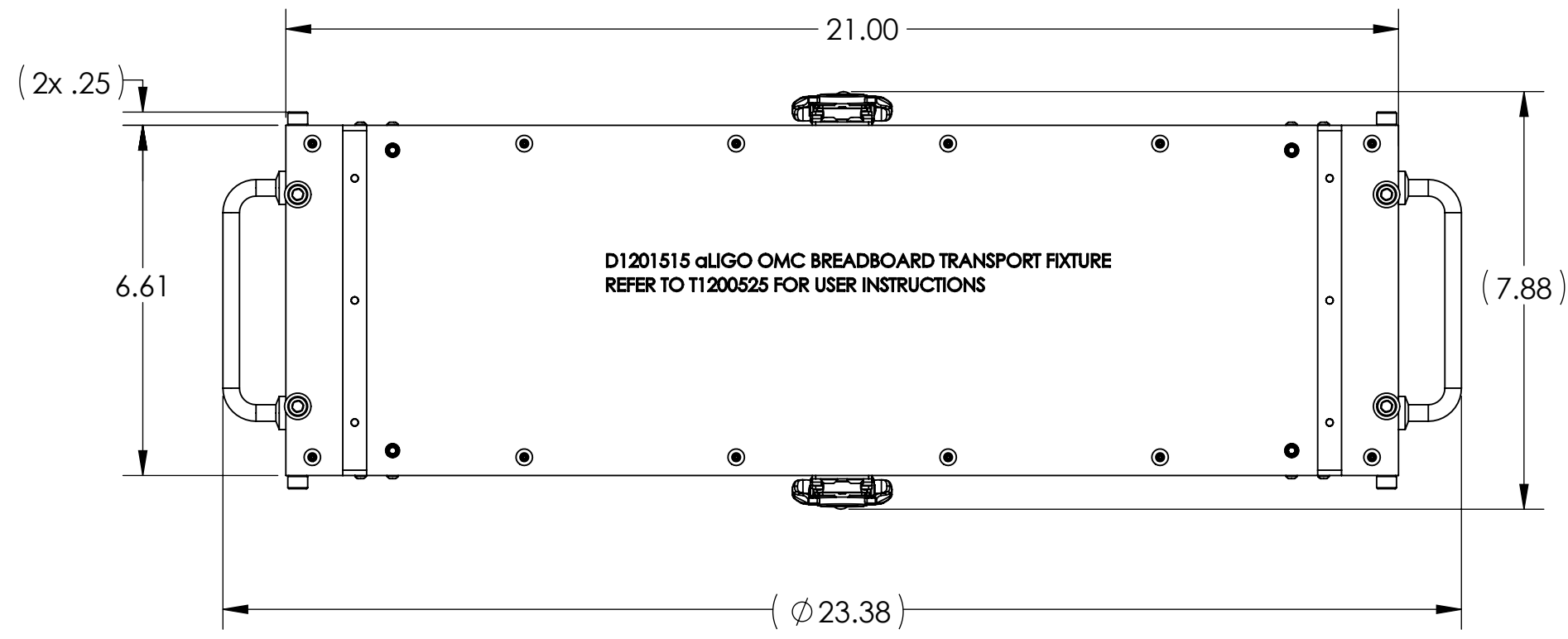
ITEM NO.	PART NUMBER	DESCRIPTION	QTY.
1	D1201516 SIDE, LOWER, OMC TRANSPORT FIXTURE	SIDE, LOWER, OMC TRANSPORT FIXTURE	2
2	D1201517 END, LOWER, OMC TRANSPORT FIXTURE	END, LOWER, OMC TRANSPORT FIXTURE	2
3	D1201518 SIDE, UPPER, OMC TRANSPORT FIXTURE	SIDE, UPPER, OMC TRANSPORT FIXTURE	2
4	D1201519 END, UPPER, OMC TRANSPORT FIXTURE	END, UPPER, OMC TRANSPORT FIXTURE	2
5	D1201520 SKID, OMC TRANSPORT FIXTURE	SKID, OMC TRANSPORT FIXTURE	4
6	D1201521 PAD, CORNER, OMC TRANSPORT FIXTURE	PAD, CORNER, OMC TRANSPORT FIXTURE	8
7	D1201522 PAD, BOTTOM, OMC TRANSPORT FIXTURE	PAD, BOTTOM, OMC TRANSPORT FIXTURE	6
8	D1201523 PAD, UPPER, OMC TRANSPORT FIXTURE	PAD, UPPER, OMC TRANSPORT FIXTURE	4
9	D1201524 PIN, X, OMC TRANSPORT FIXTURE	PIN, X, OMC TRANSPORT FIXTURE	4
10	D1201525 PIN, Z, OMC TRANSPORT FIXTURE	PIN, Z, OMC TRANSPORT FIXTURE	4
11	D1201526 BOTTOM, OMC TRANSPORT FIXTURE	BOTTOM, OMC TRANSPORT FIXTURE	1
12	D1201527 TOP, OMC TRANSPORT FIXTURE	TOP, OMC TRANSPORT FIXTURE	1
13	92210A191	MCMASTER #8-32 x .3125 FHCS	12
14	11665A31	MCMASTER HANDLE	2
15	92949A189	MCMASTER #8-32 x .1875 BHCS	2
16	98164A134	MCMASTER #8-32 x .375 BHCS	32
17	94355A540	MCMASTER 1/4-20 x .500 SHSS	8
18	92949A107	MCMASTER #4-40 x .3125 BHCS	24
19	96659A106		4
20	92196A557	MCMASTER 1/4-20 x 3.75 SHCS	4
21	92210A105	MCMASTER #4-40 x .3125 FHCS	12
22	92196A542	MCMASTER 1/4-20 x 1.00 SHCS	16
23	1406A610 DRAW LATCH	MCMASTER DRAW LATCH	2
24	1185-4EN500 .25-20x.500 HELICOIL	1/4-20 x .500 EMHART HELICOIL	4
25	1185-4EN500 .25-20x.750 HELICOIL	1/4-20 x .750 EMHART HELICOIL	8
26	1185-04EN224 4-40x.224 HELICOIL	EMHART HELI-COIL #4-40 x .224"	16

SIZE	DWG. NO.	REV
B	D1201515	v2
SCALE: N/A	WEIGHT: N/A	SHEET 2 OF 3

8 7 6 5 4 3 2 1

D

D

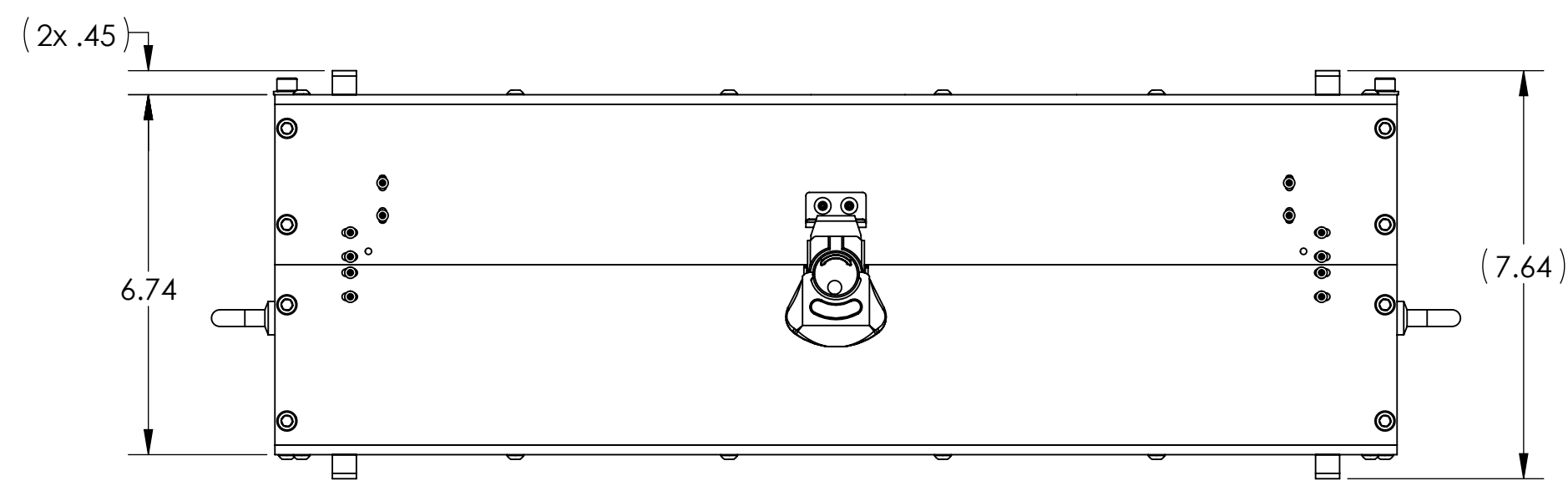


C

C

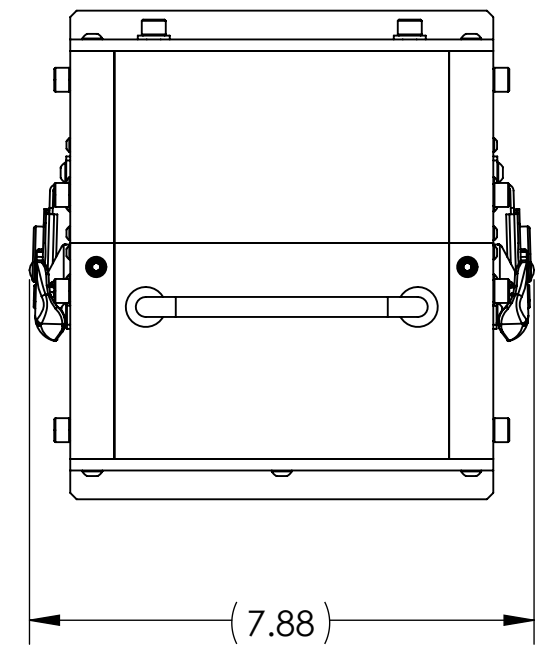
B

B



A

A



SIZE	DWG. NO.	REV
B	D1201515	v2
SCALE: 1:3	WEIGHT: xxx	SHEET 3 OF 3

8 7 6 5 4 3 2 1