

4

3

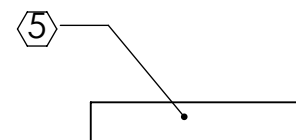
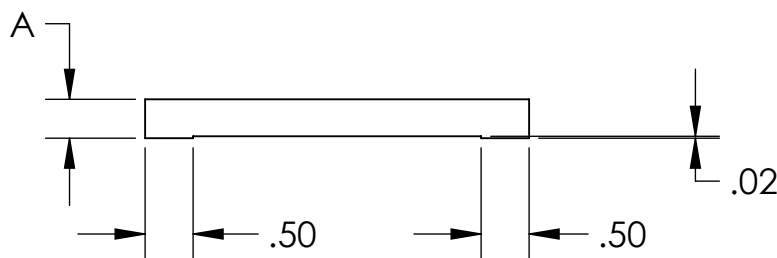
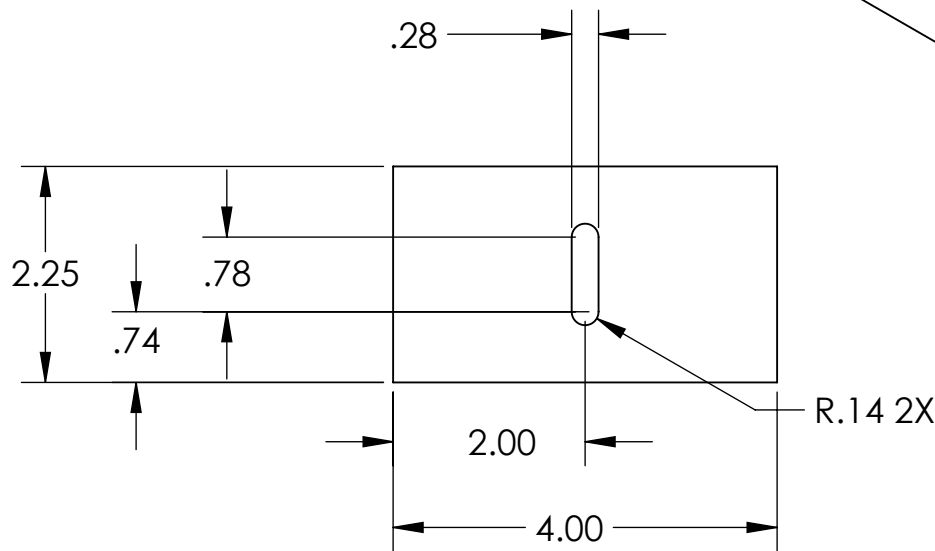
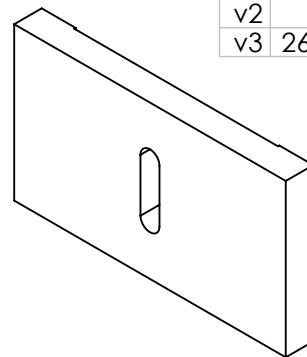
2

1

NOTES CONTINUED:

⑤ SCRIBE, ENGRAVE (A VIBRATORY TOOL MAY BE USED), LASER MARK OR MECHANICALLY STAMP (NO INKS OR DYES) DRAWING PART NUMBER, REVISION (AND VARIANT OR "TYPE" IF APPLICABLE) ON NOTED SURFACE OF PART FOLLOWED ON THE NEXT LINE WITH A THREE DIGIT SERIAL NUMBER. SERIAL NUMBERS START AT 001 FOR THE FIRST ARTICLE AND PROCEED CONSECUTIVELY. USE MINIMUM 0.12" HIGH CHARACTERS, UNLESS THE SIZE OF THE PART DICTATES SMALLER CHARACTERS. EXAMPLE: DXXXXXX-VY, TYPE-XX, S/N XXX

REV.	DATE	DCN #	DRAWING TREE #
v1	1/11/13	E1000563	-
v2	1/18/13	E1000563	-
v3	26 Aug 2013	E1300675-X0	-



type	weight	A
D1300023-1	1 #	0.41
D1300023-2	0.5 #	0.21
D1300023-3	0.25 #	0.12
D1300023-4	0.13 #	0.07

NOTES AND TOLERANCES: (UNLESS OTHERWISE SPECIFIED)

DIMENSIONS ARE IN

TOLERANCES:
 .XX ± 0.01
 .XXX ± 0.005

ANGULAR ± 0.5°

1. INTERPRET DRAWING PER ASME Y14.5-1994.
2. REMOVE ALL SHARP EDGES, R.02 MIN.
3. DO NOT SCALE FROM DRAWING.
4. ALL MACHINING FLUIDS MUST BE FULLY SYNTHETIC, FULLY WATER SOLUBLE AND FREE OF SULFUR, SILICONE, AND CHLORINE.

MATERIAL 304, 316 OR 302 SSSL
 FINISH 63 μinch

LIGO CALIFORNIA INSTITUTE OF TECHNOLOGY
 MASSACHUSETTS INSTITUTE OF TECHNOLOGY

SYSTEM ADVANCED LIGO SUB-SYSTEM AOS
 NEXT ASSY D0900623

PART NAME TABLE BALANCE WEIGHT CENTERED

DESIGNER	mrsmith	1/11/13	SIZE	DWG. NO.	REV.
DRAFTER	mrsmith	1/11/13	A	D1300023	v3
CHECKER			SCALE: 1:2	PROJECTION:	SHEET 1 OF 1
APPROVAL					

4

3

2

1