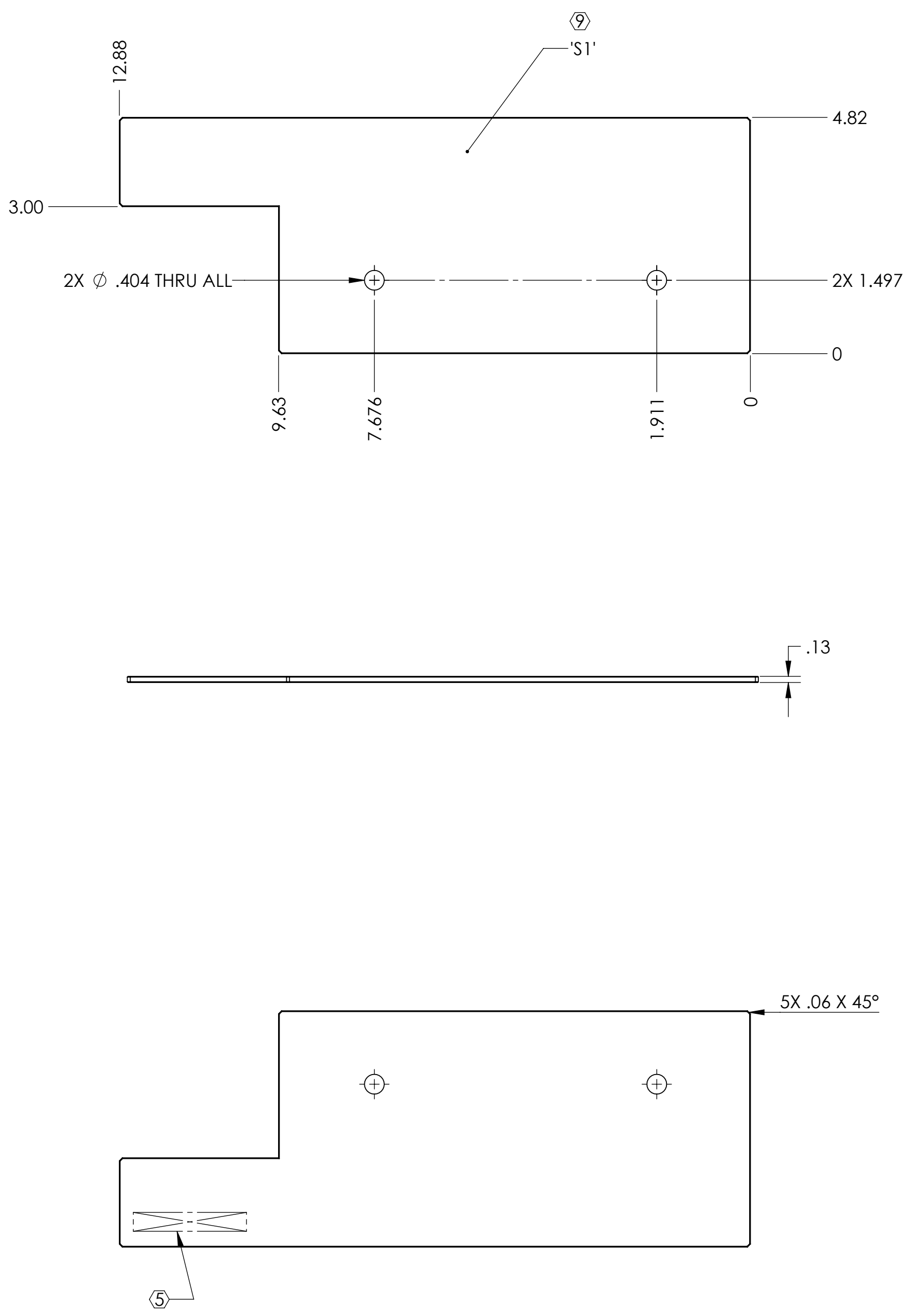


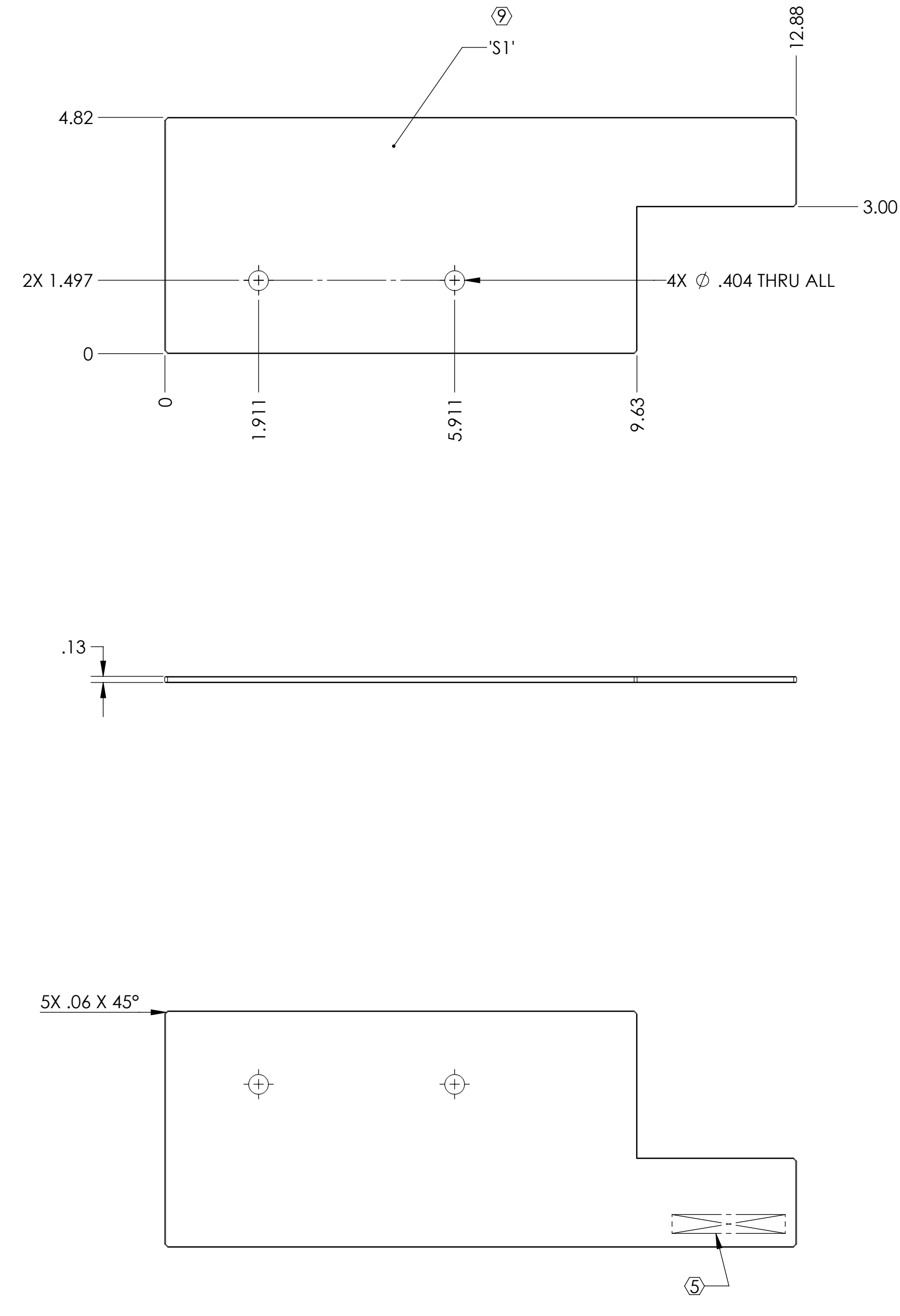
NOTES CONTINUED:
 5. SCRIBE, ENGRAVE (A VIBRATORY TOOL MAY BE USED), LASER MARK OR MECHANICALLY STAMP (NO INKS OR DYES) DRAWING PART NUMBER, REVISION (AND VARIANT OR 'TYPE' IF APPLICABLE) ON NOTED SURFACE OF PART FOLLOWED ON THE NEXT LINE WITH A THREE DIGIT SERIAL NUMBER. SERIAL NUMBERS START AT 001 FOR THE FIRST ARTICLE AND PROCEED CONSECUTIVELY. USE MINIMUM 0.12" HIGH CHARACTERS, UNLESS THE SIZE OF THE PART DICTATES SMALLER CHARACTERS. EXAMPLE: DXXXXXX-VY, TYPE-XX, S/N XXX

- 6. MATERIAL: SCHOTT ATHERMAL® 14 A1 DIN GS 0196 CE WITHOUT GOLD MIRROR COATING.
- 7. PART TO BE FREE OF SCRATCHES. NO ABRASION AT CUT EDGES.
- 8. 40/20 SCRATCH/DIG (GOAL) BUT CONSISTENT WITH COMMERCIAL-OFF-THE-SHELF WELDER'S GLASS MATERIAL.
- 9. COAT 1 SIDE 'S1' (AS SHOWN ON DRAWING)
- 10. R < 0.5% AT 1064 NM LASER WAVELENGTH.
- 11. A.O.I= 0 DEG. (NORMAL INCIDENCE BEAM)
- 10. CUT AWAY FROM SIDE 1 AS PER DETAIL 'A'
- 11. CLEAR APERTURE 0.25" FROM EDGE ON ALL SIDES OF EACH PIECE OF GLASS (i.e. HOLDING AREA ON GLASS FOR COATING)

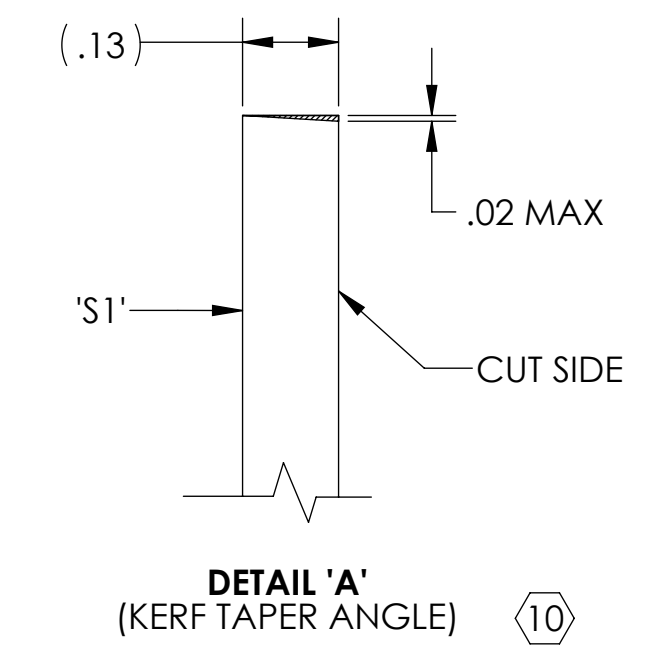
-101 DETAIL



-102 DETAIL



REV.	DATE	DCN #	DRAWING TREE #
v1	06 FEB 2015	E1500047-x0	-
-	-	-	-
-	-	-	-



DIMENSIONS ARE IN INCHES		TOLERANCES: .XX ± .01 .XXX ± .005		ANGULAR ± 1.0°	
MATERIAL		FINISH		NEXT ASSY	
SEE NOTE 6		N/A μinch		D0900295	

NOTES AND TOLERANCES: (UNLESS OTHERWISE SPECIFIED)
 1. INTERPRET DRAWING PER ASME Y14.5-1994.
 2. REMOVE ALL SHARP EDGES, .005-.015, FOR MACHINED PARTS.
 3. DO NOT SCALE FROM DRAWING.
 4. ALL MACHINING FLUIDS MUST BE FULLY SYNTHETIC, FULLY WATER SOLUBLE AND FREE OF SULFUR, SILICONE, AND CHLORINE.

LIGO CALIFORNIA INSTITUTE OF TECHNOLOGY
 MASSACHUSETTS INSTITUTE OF TECHNOLOGY

SYSTEM: ADVANCED LIGO SUB-SYSTEM: AOS

PART NAME				aLIGO, OMC, Stray light baffle, VERT PANEL (-X Side)			
DESIGNER	E.SANCHEZ	26 JAN 2015	SIZE	DWG. NO.	REV.		
DRAFTER	E.SANCHEZ	06 FEB 2015	D	D1500055	v1		
CHECKER	SEE DCC	SEE DCC	SCALE:	1:2	PROJECTION:	SHEET 1 OF 1	
APPROVAL	SEE DCC	SEE DCC					

D1500055-aLIGO, OMC, Stray light baffle, VERT PANEL (-X Side), PART PDM REV., DRAWING PDM REV.