



COC QA TEST REPORT

ITM10 HR Integrated Scatter

Test Date	May 15-19, 2017		
Author(s)	Liyuan Zhang, GariLynn Billingsley		
Approval(s)			
Specification Doc.	LIGO-E0900041	Specification	Not specified in E0900041
Procedure Doc.	LIGO-E1000863		
1 st Scan (Mean ± Error*)	13.1 ± 2 ppm		
2 nd Scan (Mean ± Error*)	13.8 ± 2 ppm		
Conclusion	Qualified.		

*An estimated systematic error from previous multiple measurements with one LIGO-1 mirror.

Discussions and Comments:

Two scans of TIS measurement are carried out on HR surface with positioning the arrow on barrel at Y+ direction. One is a full coverage scan over a 48 mm diameter aperture with the beam and step sizes of 0.3 mm and other a sampling scan over a 160 mm diameter aperture with the same beam size of 0.3 mm and step size of 1.0 mm, as shown in Figs. 1 and 2 respectively. The system was checked and calibrated with a 1” HR mirror (No.8128).

ITM10 HR Integrated Scatter

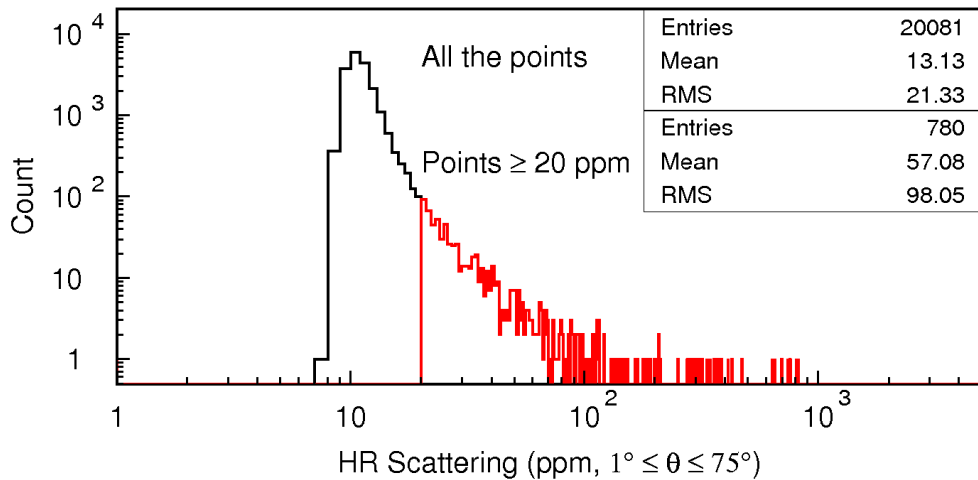
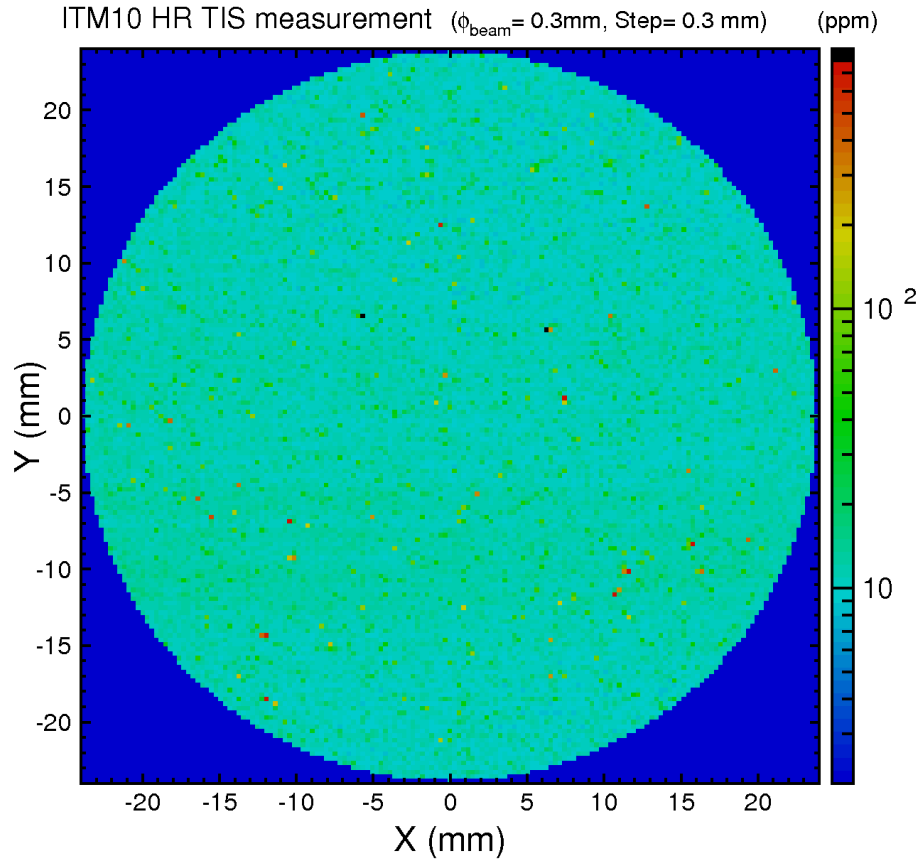


Fig. 1 ITM10 HR TIS measurement over a 48 mm diameter aperture.

ITM10 HR Integrated Scatter

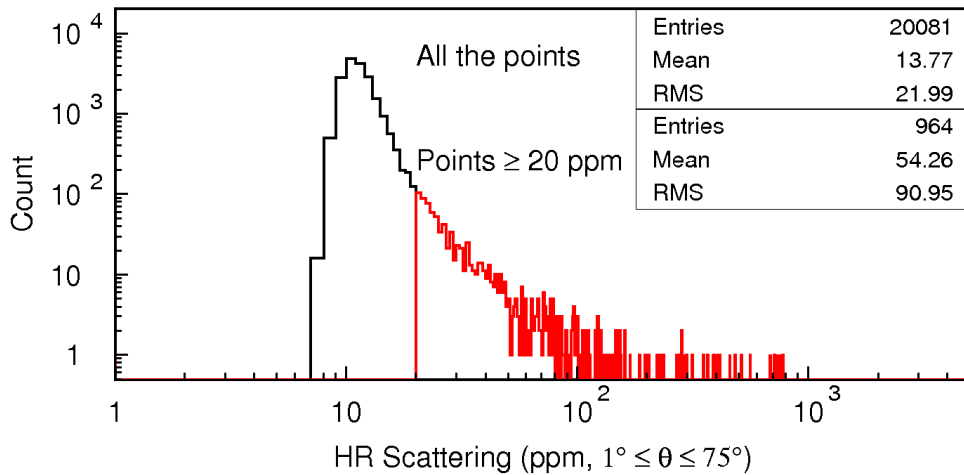
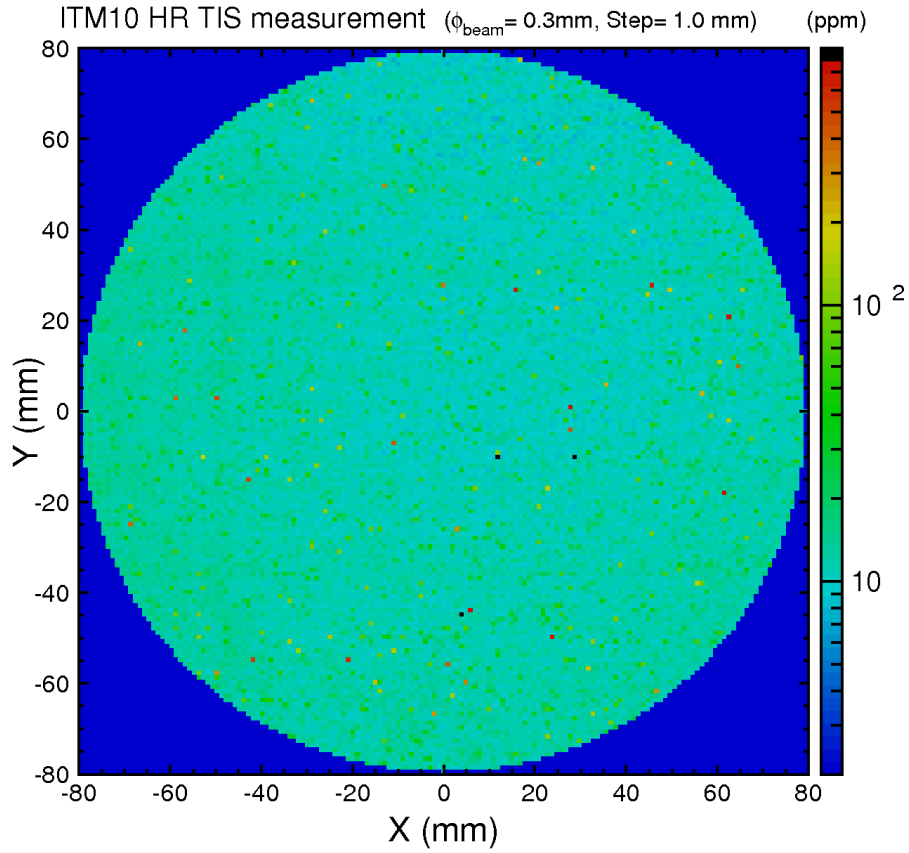


Fig. 2 ITM10 HR TIS measurement over a 160 mm diameter aperture.