

A GRAVITATIONAL-WAVE STANDARD SIREN MEASUREMENT OF THE HUBBLE CONSTANT

THE LIGO SCIENTIFIC COLLABORATION AND THE VIRGO COLLABORATION, THE 1M2H COLLABORATION,
THE DARK ENERGY CAMERA GW-EM COLLABORATION AND THE DES COLLABORATION,
THE DLT40 COLLABORATION, THE LAS CUMBRES OBSERVATORY COLLABORATION,
THE VINROUGE COLLABORATION, THE MASTER COLLABORATION, et al.

ABSTRACT

The detection of GW170817 (Abbott et al. 2017a) in both gravitational waves and electromagnetic waves heralds the age of gravitational-wave multi-messenger astronomy. On 17 August 2017 the Advanced Laser Interferometer Gravitational-wave Observatory (LIGO) (LIGO Scientific Collaboration et al. 2015) and Virgo (Acernese et al. 2015) detectors observed GW170817, a strong signal from the merger of a binary neutron-star system. Less than 2 seconds after the merger, a gamma-ray burst (GRB 170817A) was detected within a region of the sky consistent with the LIGO-Virgo-derived location of the gravitational-wave source (Abbott et al. 2017b; Goldstein et al. 2017; Savchenko et al. 2017). This sky region was subsequently observed by optical astronomy facilities (Abbott et al. 2017c), resulting in the identification of an optical transient signal within ~ 10 arcsec of the galaxy NGC 4993 (Coulter et al. 2017; Soares-Santos et al. 2017; Valenti et al. 2017; Arcavi et al. 2017; Tanvir et al. 2017; Lipunov et al. 2017). These multi-messenger observations allow us to use GW170817 as a standard siren (Schutz 1986; Holz & Hughes 2005; Dalal et al. 2006; Nissanke et al. 2010, 2013), the gravitational-wave analog of an astronomical standard candle, to measure the Hubble constant. This quantity, which represents the local expansion rate of the Universe, sets the overall scale of the Universe and is of fundamental importance to cosmology. Our measurement combines the distance to the source inferred purely from the gravitational-wave signal with the recession velocity inferred from measurements of the redshift using electromagnetic data. This approach does not require any form of cosmic “distance ladder” (Freedman et al. 2001); the gravitational-wave (GW) analysis can be used to estimate the luminosity distance out to cosmological scales directly, without the use of intermediate astronomical distance measurements. We determine the Hubble constant to be $70.0_{-8.0}^{+12.0}$ km s⁻¹ Mpc⁻¹ (maximum a posteriori and 68% credible interval). This is consistent with existing measurements (Planck Collaboration et al. 2016; Riess et al. 2016), while being completely independent of them. Additional standard-siren measurements from future gravitational-wave sources will provide precision constraints of this important cosmological parameter.

The Hubble constant H_0 measures the mean expansion rate of the Universe. At nearby distances ($d \lesssim 50$ Mpc) it is well approximated by the expression

$$v_H = H_0 d, \quad (1)$$

where v_H is the local ‘‘Hubble flow’’ velocity of a source, and d is the distance to the source. At such distances all cosmological distance measures (such as luminosity distance and comoving distance) differ at the order of v_H/c where c is the speed of light. As $v_H/c \sim 1\%$ for GW170817 we do not distinguish between them. We are similarly insensitive to the values of other cosmological parameters, such as Ω_m and Ω_Λ .

To obtain the Hubble flow velocity at the position of GW170817, we use the optical identification of the host galaxy NGC 4993 (Abbott et al. 2017c). This identification is based solely on the 2-dimensional projected offset and is independent of any assumed value of H_0 . The position and redshift of this galaxy allow us to estimate the appropriate value of the Hubble flow velocity. Because the source is relatively nearby the random relative motions of galaxies, known as peculiar velocities, need to be taken into account. The peculiar velocity is $\sim 10\%$ of the measured recessional velocity (see Methods).

The original standard siren proposal (Schutz 1986) did not rely on the unique identification of a host galaxy. By combining information from ~ 100 independent GW detections, each with a set of potential host galaxies, a $\sim 5\%$ estimate of H_0 can be obtained even without the detection of any transient optical counterparts (Del Pozzo 2012). This is particularly relevant, as gravitational-wave networks will detect many binary black hole mergers over the coming years (Abbott et al. 2016a), and these are not expected to be accompanied by electromagnetic counterparts. Alternatively, if an EM counterpart has been identified but the host galaxy is unknown, the same statistical method can be applied but using only those galaxies in

a narrow beam around the location of the optical counterpart. However, such statistical analyses are sensitive to a number of complicating effects, including the incompleteness of current galaxy catalogs or the need for dedicated follow-up surveys, as well as a range of selection effects (Messenger & Veitch 2013). In what follows we exploit the identification of NGC 4993 as the host galaxy of GW170817 to perform a standard siren measurement of the Hubble constant (Holz & Hughes 2005; Dalal et al. 2006; Nissanke et al. 2010, 2013).

Analysis of the GW data associated with GW170817 produces estimates for the parameters of the source, under the assumption that general relativity is the correct model of gravity (Abbott et al. 2017a). We are most interested in the joint posterior distribution on the luminosity distance and binary orbital inclination angle. For the analysis in this paper we fix the location of the GW source on the sky to the identified location of the counterpart (Coulter et al. 2017). See the Methods section for details.

An analysis of the GW data alone finds that GW170817 occurred at a distance $d = 43.8_{-6.9}^{+2.9}$ Mpc (all values are quoted as the maximum posterior value with the minimal width 68.3% credible interval). We note that the distance quoted here differs from that in other studies (Abbott et al. 2017a), since here we assume that the optical counterpart represents the true sky location of the GW source instead of marginalizing over a range of potential sky locations. The $\sim 15\%$ uncertainty is due to a combination of statistical measurement error from the noise in the detectors, instrumental calibration uncertainties (Abbott et al. 2017a), and a geometrical factor dependent upon the correlation of distance with inclination angle. The GW measurement is consistent with the distance to NGC 4993 measured using the Tully-Fisher relation, $d_{\text{TF}} = 41.1 \pm 5.8$ Mpc (Sakai et al. 2000; Freedman et al. 2001).

The measurement of the GW polarization is crucial for inferring the binary inclination. This inclination, ι , is defined as the angle between the line of sight vector from the source to the detector and the orbital angular momentum vector of the binary system. For electromagnetic (EM) phenomena it is typically not possible to tell whether a system is orbiting clockwise or counter-clockwise (or, equivalently, face-on or face-off), and sources are therefore usually characterized by a viewing angle: $\min(\iota, 180^\circ - \iota)$. By contrast, GW measurements can identify the sense of the rotation, and thus ι ranges from 0 (counter-clockwise) to 180 deg (clockwise). Previous GW detections by LIGO had large uncertainties in luminosity distance and inclination (Abbott et al. 2016a) because the two LIGO detectors that were involved are nearly co-aligned, preventing a precise polarization measurement. In the present case, thanks to Virgo as an additional detector, the cosine of the inclination can be constrained at 68.3% (1σ) confidence to the range $[-1.00, -0.81]$ corresponding to inclination angles between $[144, 180]$ deg. This implies that the plane of the binary orbit is almost, but not quite, perpendicular to our line of sight to the source ($\iota \approx 180$ deg), which is consistent with the observation of a coincident GRB (LVC, GBM, & INTEGRAL 2017 in prep.; Goldstein et al. 2017, ApJL, submitted; Savchenko et al. 2017, ApJL, submitted). We report inferences on $\cos \iota$ because our prior for it is flat, so the posterior is proportional to the marginal likelihood for it from the GW observations.

EM follow-up of the GW sky localization region (Abbott et al. 2017c) discovered an optical transient (Coulter et al. 2017; Soares-Santos et al. 2017; Valenti et al. 2017; Arcavi et al. 2017; Tanvir et al. 2017; Lipunov et al. 2017) in close proximity to the galaxy NGC 4993. The location of the transient was previously observed by the *Distance Less Than 40 Mpc* (DLT40) survey on 2017 July 27.99 UT and no sources were found (Valenti et al. 2017). We estimate the probability

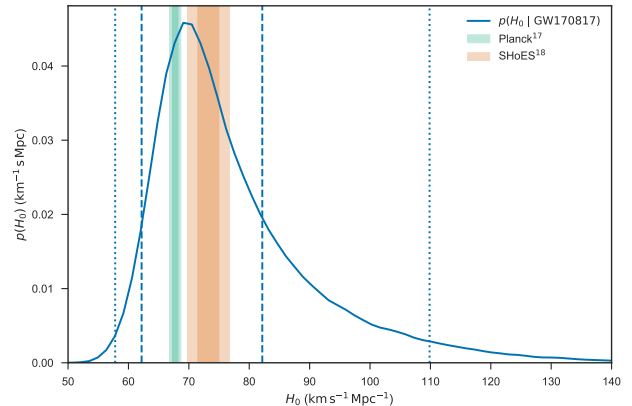


Figure 1. GW170817 measurement of H_0 . Marginalized posterior density for H_0 (blue curve). Constraints at 1- and 2σ from Planck (Planck Collaboration et al. 2016) and SHoES (Riess et al. 2016) are shown in green and orange. The maximum a posteriori value and minimal 68.3% credible interval from this PDF is $H_0 = 70.0^{+12.0}_{-8.0} \text{ km s}^{-1} \text{ Mpc}^{-1}$. The 68.3% (1σ) and 95.4% (2σ) minimal credible intervals are indicated by dashed and dotted lines.

of a random chance association between the optical counterpart and NGC 4993 to be 0.004% (see the Methods section for details). In what follows we assume that the optical counterpart is associated with GW170817, and that this source resides in NGC 4993.

To compute H_0 we need to estimate the background Hubble flow velocity at the position of NGC 4993. In the traditional electromagnetic calibration of the cosmic “distance ladder” (Freedman et al. 2001), this step is commonly carried out using secondary distance indicator information, such as the Tully-Fisher relation (Sakai et al. 2000), which allows one to infer the background Hubble flow velocity in the local Universe scaled back from more distant secondary indicators calibrated in quiet Hubble flow. We do not adopt this approach here, however, in order to preserve more fully the independence of our results from the electromagnetic distance ladder. Instead we estimate the Hubble flow velocity at the position

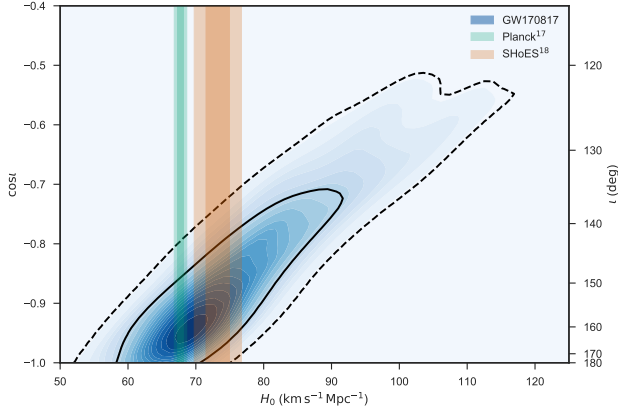


Figure 2. Inference on H_0 and inclination. Posterior density of H_0 and $\cos \iota$ from the joint GW-EM analysis (blue contours). Shading levels are drawn at every 5% credible level, with the 68.3% (1σ , solid) and 95.4% (2σ , dashed) contours in black. Values of H_0 and $1-$ and 2σ error bands are also displayed from Planck (Planck Collaboration et al. 2016) and SHoES (Riess et al. 2016). As noted in the text, inclination angles near 180 deg ($\cos \iota = -1$) indicate that the orbital angular momentum is anti-parallel with the direction from the source to the detector.

of NGC 4993 by correcting for local peculiar motions.

NGC 4993 is part of a collection of galaxies, ESO-508, whose center-of-mass recession velocity relative to the frame of the CMB (Hinshaw et al. 2009) is (Crook et al. 2007) $3327 \pm 72 \text{ km s}^{-1}$. We correct the group velocity by 310 km s^{-1} due to the coherent bulk flow (Springob et al. 2014; Carrick et al. 2015) towards The Great Attractor (see Methods section for details). The standard error on our estimate of the peculiar velocity is 69 km s^{-1} , but recognizing that this value may be sensitive to details of the bulk flow motion that have been imperfectly modelled, in our subsequent analysis we adopt a more conservative estimate (Carrick et al. 2015) of 150 km s^{-1} for the uncertainty on the peculiar velocity at the location of NGC 4993, and fold this into our estimate of the uncertainty on v_H . From this, we obtain a Hubble velocity $v_H = 3017 \pm 166 \text{ km s}^{-1}$.

Once the distance and Hubble velocity distributions have been determined from the GW and EM data, respectively, we can constrain the value of the Hubble constant. The measurement of the distance is strongly correlated with the measurement of the inclination of the orbital plane of the binary. The analysis of the GW data also depends on other parameters describing the source, such as the masses of the components (Abbott et al. 2016a). Here we treat the uncertainty in these other variables by marginalizing over the posterior distribution on system parameters (Abbott et al. 2017a), with the exception of the position of the system on the sky which is taken to be fixed at the location of the optical counterpart.

We carry out a Bayesian analysis to infer a posterior distribution on H_0 and inclination, marginalized over uncertainties in the recessional and peculiar velocities; see the Methods section for details. Figure 1 shows the marginal posterior for H_0 . The maximum a posteriori value with the minimal 68.3% credible interval is $H_0 = 70.0^{+12.0}_{-8.0} \text{ km s}^{-1} \text{ Mpc}^{-1}$. Our estimate agrees well with state-of-the-art determinations of this quantity, including CMB measurements from Planck (Planck Collaboration et al. 2016) ($67.74 \pm 0.46 \text{ km s}^{-1} \text{ Mpc}^{-1}$, “TT,TE,EE+lowP+lensing+ext”) and Type Ia supernova measurements from SHoES (Riess et al. 2016) ($73.24 \pm 1.74 \text{ km s}^{-1} \text{ Mpc}^{-1}$), as well as baryon acoustic oscillations measurements from SDSS (Aubourg et al. 2015), strong lensing measurements from H0LiCOW (Bonvin et al. 2017), high- l CMB measurements from SPT (Henning et al. 2017), and Cepheid measurements from the HST key project (Freedman et al. 2001). Our measurement is a new and independent determination of this quantity. The close agreement indicates that, although each method may be affected by different systematic uncertainties, we see no evidence at present for a systematic difference between GW and established EM-based estimates. As has been much remarked upon, the Planck and SHoES re-

sults are inconsistent at $\gtrsim 3\sigma$ level. Our measurement does not resolve this tension, and is broadly consistent with both.

One of the main sources of uncertainty in our measurement of H_0 is due to the degeneracy between distance and inclination in the GW measurements. A face-on or face-off binary far away has a similar gravitational-wave amplitude to an edge-on binary closer in. This relationship is captured in Figure 2, which shows posterior contours in the H_0 – $\cos \iota$ parameter space.

The posterior in Figure 1 results from the vertical projection of Figure 2, marginalizing out uncertainties in the cosine of inclination to derive constraints on the Hubble constant. Alternatively, it is possible to project horizontally, and thereby marginalize out the Hubble constant to derive constraints on the cosine of inclination. If instead of deriving H_0 independently we take the existing constraints on H_0 (Planck Collaboration et al. 2016; Riess et al. 2016) as priors, we are able to significantly improve our constraints on $\cos \iota$ as shown in Figure 3. Assuming the Planck value for H_0 , the minimal 68.3% credible interval for the cosine of inclination is $[-1.00, -0.92]$ (corresponding to an inclination angle range $[157, 177]$ deg). For the SHoES value of H_0 , it is $[-0.97, -0.85]$ (corresponding to an inclination angle range $[148, 166]$ deg). For this latter SHoES result we note that the face-off $\iota = 180$ deg orientation is just outside the 90% confidence range. It will be particularly interesting to compare these constraints to those from modeling of the short GRB, afterglow, and optical counterpart associated with GW170817 (Abbott et al. 2017c).

We have presented a standard siren determination of the Hubble constant, using a combination of a GW distance and an EM Hubble velocity estimate. Our measurement does not use a “distance ladder”, and makes no prior assumptions about H_0 . We find $H_0 = 70.0_{-8.0}^{+12.0} \text{ km s}^{-1} \text{ Mpc}^{-1}$, which is consistent with existing measurements (Riess et al. 2016; Planck Collaboration et al. 2016). This

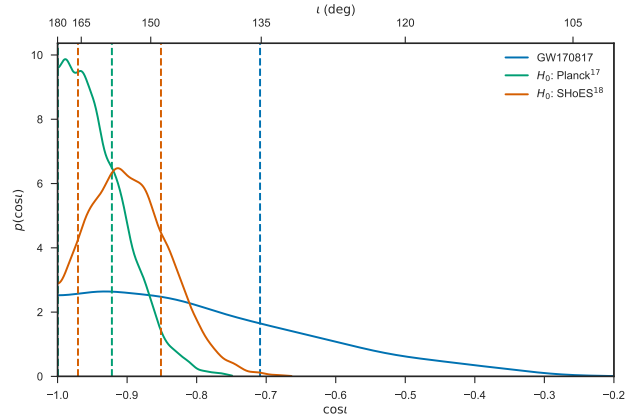


Figure 3. Constraints on the inclination angle of GW170817. Posterior density on $\cos \iota$, for various assumptions about the prior distribution of H_0 . The analysis of the joint GW and EM data with a $1/H_0$ prior density gives the blue curve; using values of H_0 from Planck (Planck Collaboration et al. 2016) and SHoES (Riess et al. 2016) as a prior on H_0 give the green and red curves, respectively. Choosing a narrow prior on H_0 converts the precise Hubble velocity measurements for the group containing NGC 4993 to a precise distance measurement, breaking the distance inclination degeneracy, and leading to strong constraints on the inclination. Minimal 68.3% (1σ) credible intervals are indicated by dashed lines. Because our prior on inclination is flat on $\cos \iota$ the densities in this plot are proportional to the marginalised likelihood for $\cos \iota$.

first GW–EM multi-messenger event demonstrates the potential for cosmological inference from GW standard sirens. We expect that additional multi-messenger binary neutron-star events will be detected in the coming years, and combining subsequent independent measurements of H_0 from these future standard sirens will lead to an era of precision gravitational-wave cosmology.

METHODS

PROBABILITY OF OPTICAL COUNTERPART ASSOCIATION WITH NGC 4993

We calculate the probability that an NGC 4993-like galaxy (or brighter) is misidentified as the host by asking how often the centre of one or more such galaxies falls by random chance within a given angular radius θ of the counterpart. Assuming Poisson counting statistics this probability is given by $P = 1 - \exp[-\pi\theta^2 S(< m)]$ where $S(< m)$ is the surface density of galaxies with apparent magnitude equal to or brighter than m . From the local galaxy sample distribution in the infrared (K-band) apparent magnitude (Huang et al. 1998) we obtain $S(< K) = 0.68 \times 10^{(0.64(K-10.0)-0.7)} \text{ deg}^{-2}$. As suggested by (Bloom et al. 2002), we set θ equal to twice the half-light radius of the galaxy, for which we use NGC 4993’s diameter of ~ 1.1 arcmin, as measured in the near infrared band (the predominant emission band for early-type galaxies). Using $K = 9.2$ mag taken from the 2MASS survey (Skrutskie et al. 2006) for NGC 4993, we find the probability of random chance association is $P = 0.004\%$.

FINDING THE HUBBLE VELOCITY OF NGC 4993

In previous EM determinations of the cosmic “distance ladder”, the Hubble flow velocity of the local calibrating galaxies has generally been estimated using redshift-independent secondary galaxy distance indicators, such as the Tully-Fisher relation or type Ia supernovae, calibrated with more distant samples that can be assumed to sit in quiet Hubble flow (Freedman et al. 2001). We do not adopt this approach for NGC 4993, however, in order that our inference of the Hubble constant is fully independent of the electromagnetic distance scale. Instead we estimate the Hubble flow velocity at the position of NGC 4993 by correcting its measured recessional velocity for local peculiar motions.

NGC 4993 resides in a group of galaxies whose center-of-mass recession velocity relative to the Cosmic Microwave Background (CMB) frame (Hinshaw et al. 2009) is (Crook et al. 2007, 2008) $3327 \pm 72 \text{ km s}^{-1}$. We assume that all of the galaxies in the group are at the same distance and therefore have the same Hubble flow velocity, which we assign to be the Hubble velocity of GW170817. This assumption is accurate to within 1% given that the radius of the group is ~ 0.4 Mpc. To calculate the Hubble flow velocity of the group, we correct its measured recessional velocity by the peculiar velocity caused by the local gravitational field. This is a significant correction (Springob et al. 2014; Carrick et al. 2015); typical peculiar velocities are 300 km s^{-1} , equivalent to $\sim 10\%$ of the total recessional velocity at a distance of 40 Mpc.

We employ the 6dF galaxy redshift survey peculiar velocity map (Springob et al. 2014; Jones et al. 2009), which used more than 8,000 Fundamental Plane galaxies to map the peculiar velocity field in the Southern hemisphere out to redshift $z \simeq 0.055$. We weight the peculiar velocity corrections from this catalog with a Gaussian kernel centered on NGC 4993’s sky position and with a width of $8h^{-1}$ Mpc; the kernel width is independent of H_0 and is equivalent to a width of 800 km s^{-1} in velocity space, typical of the widths used in the catalog itself. There are 10 galaxies in the 6dF peculiar velocity catalog within one kernel width of NGC 4993. In the CMB frame (Hinshaw et al. 2009), the weighted radial component of the peculiar velocity and associated uncertainty is $\langle v_p \rangle = 310 \pm 69 \text{ km s}^{-1}$.

We verified the robustness of this peculiar velocity correction by comparing it with the velocity field reconstructed from the 2MASS redshift survey (Carrick et al. 2015; Huchra et al. 2012). This exploits the linear relationship between the peculiar velocity and mass density fields smoothed on scales larger than about $8h^{-1}$ Mpc, and the constant of proportionality can be determined by com-

parison with radial peculiar velocities of individual galaxies estimated from e.g. Tully-Fisher and Type Ia supernovae distances. Using these reconstructed peculiar velocities, which have a larger associated uncertainty (Carrick et al. 2015) of 150 km s^{-1} , at the position of NGC 4993 we find a Hubble velocity in the CMB frame of $v_H = 3047 \text{ km s}^{-1}$ – in excellent agreement with the result derived using 6dF. We adopt this larger uncertainty on the peculiar velocity correction in recognition that the peculiar velocity estimated from the 6dF data may represent an imperfect model of the true bulk flow at the location of NGC 4993. For our inference of the Hubble constant we therefore use a Hubble velocity $v_H = 3017 \pm 166 \text{ km s}^{-1}$ with 68.3% uncertainty.

Finally, while we emphasise again the independence of our Hubble constant inference from the electromagnetic distance scale, we note the consistency of our GW distance estimate to NGC 4993 with the Tully-Fisher distance estimate derived by scaling back the Tully-Fisher relation calibrated with more distant galaxies in quiet Hubble flow (Sakai et al. 2000). This also strongly supports the robustness of our estimate for the Hubble velocity of NGC 4993.

SUMMARY OF THE MODEL

Given observed data from a set of GW detectors, x_{GW} , parameter estimation is used to generate a posterior on the parameters that determine the waveform of the GW signal. Parameters are inferred within a Bayesian framework (Veitch et al. 2015) by comparing strain measurements (Abbott et al. 2017a) in the two LIGO detectors and the Virgo detector with the gravitational waveforms expected from the inspiral of two point masses (Hannam et al. 2014) under general relativity. We use algorithms for removing short-lived detector noise artifacts (Abbott et al. 2017a; Cornish & Litzenberg 2015) and we employ approximate point-particle waveform models (Buonanno & Damour 1999; Blanchet 2014; Hannam et al. 2014). We have verified that the systematic changes in the re-

sults presented here from incorporating non-point-mass (tidal) effects (Hinderer & Flanagan 2008; Vines et al. 2011) and from different data processing methods are much smaller than the statistical uncertainties in the measurement of H_0 and the binary orbital inclination angle.

From this analysis we can obtain the parameter estimation likelihood of the observed GW data, marginalized over all parameters characterizing the GW signal except d and $\cos \iota$,

$$p(x_{\text{GW}} | d, \cos \iota) = \int p(x_{\text{GW}} | d, \cos \iota, \vec{\lambda}) p(\vec{\lambda}) d\vec{\lambda}. \quad (2)$$

The other waveform parameters are denoted by $\vec{\lambda}$, with $p(\vec{\lambda})$ denoting the corresponding prior.

Given perfect knowledge of the Hubble flow velocity of the GW source, v_H , this posterior distribution can be readily converted into a posterior on $\cos \iota$ and $H_0 = v_H/d$,

$$p(H_0, \cos \iota | x_{\text{GW}}) \propto (v_H/H_0^2) p(x_{\text{GW}} | d = v_H/H_0, \cos \iota) \times p_d(v_H/H_0) p_\iota(\cos \iota), \quad (3)$$

where $p_d(d)$ and $p_\iota(\cos \iota)$ are the prior distributions on distance and inclination. For the Hubble velocity $v_H = 3017 \text{ km s}^{-1}$, the maximum a posteriori distance from the GW measurement of 43.8 Mpc corresponds to $H_0 = 68.9 \text{ km s}^{-1} \text{ Mpc}^{-1}$, so this procedure would be expected to generate a posterior on H_0 that peaks close to that value.

While the above analysis is conceptually straightforward, it makes a number of assumptions. In practice, the Hubble-flow velocity cannot be determined exactly and it must be corrected for uncertain peculiar velocities. The above does not explicitly set a prior on H_0 , but instead inherits a $1/H_0^4$ prior from the usual $p_d(d) \propto d^2$ prior used in GW parameter estimation. In addition, the logic in this model is that a redshift has been obtained first and the distance is then measured using GWs. As GW detectors cannot be pointed,

we cannot target particular galaxies or redshifts for GW sources. In practice, we wait for a GW event to trigger the analysis and this introduces potential selection effects which we must consider. We will see below that the simple analysis described above does give results that are consistent with a more careful analysis for this first detection. However, the simple analysis cannot be readily extended to include second and subsequent detections, so we now describe a more general framework that does not suffer from these limitations.

We suppose that we have observed a GW event, which generated data x_{GW} in our detectors, and that we have also measured a recessional velocity for the host, v_r , and the peculiar velocity field, $\langle v_p \rangle$, in the vicinity of the host. These observations are statistically independent and so the combined likelihood is

$$p(x_{\text{GW}}, v_r, \langle v_p \rangle \mid d, \cos \iota, v_p, H_0) = p(x_{\text{GW}} \mid d, \cos \iota) p(v_r \mid d, v_p, H_0) p(\langle v_p \rangle \mid v_p). \quad (4)$$

The quantity $p(v_r \mid d, v_p, H_0)$ is the likelihood of the recessional velocity measurement, which we model as

$$p(v_r \mid d, v_p, H_0) = N[v_p + H_0 d, \sigma_{v_r}^2](v_r) \quad (5)$$

where $N[\mu, \sigma^2](x)$ is the normal (Gaussian) probability density with mean μ and standard deviation σ evaluated at x . The measured recessional velocity, $v_r = 3327 \text{ km s}^{-1}$, with uncertainty $\sigma_{v_r} = 72 \text{ km s}^{-1}$, is the mean velocity and standard error for the members of the group hosting NGC 4993 taken from the two micron all sky survey (2MASS) (Crook et al. 2007, 2008), corrected to the CMB frame (Hinshaw et al. 2009). We take a similar Gaussian likelihood for the measured peculiar velocity, $\langle v_p \rangle = 310 \text{ km s}^{-1}$, with uncertainty $\sigma_{v_p} = 150 \text{ km s}^{-1}$:

$$p(\langle v_p \rangle \mid v_p) = N[v_p, \sigma_{v_p}^2](\langle v_p \rangle). \quad (6)$$

From the likelihood (4) we derive the posterior

$$p(H_0, d, \cos \iota, v_p \mid x_{\text{GW}}, v_r, \langle v_p \rangle) \propto \frac{p(H_0)}{\mathcal{N}_s(H_0)} p(x_{\text{GW}} \mid d, \cos \iota) p(v_r \mid d, v_p, H_0) \times p(\langle v_p \rangle \mid v_p) p(d) p(v_p) p(\cos \iota), \quad (7)$$

where $p(H_0)$, $p(d)$, $p(v_p)$ and $p(\cos \iota)$ are the parameter prior probabilities. Our standard analysis assumes a volumetric prior, $p(d) \propto d^2$, on the Hubble distance, but we explore sensitivity to this choice below. We take a flat-in-log prior on H_0 , $p(H_0) \propto 1/H_0$, impose a flat (i.e. isotropic) prior on $\cos \iota$, and a flat prior on v_p for $v_p \in [-1000, 1000] \text{ km s}^{-1}$. These priors characterise our beliefs about the cosmological population of GW events and their hosts before we make any additional measurements or account for selection biases. The full statistical model is summarized graphically in Extended Data Figure 1. This model with these priors is our canonical analysis.

In Eq. (7), the term $\mathcal{N}_s(H_0)$ encodes selection effects (Loredo 2004; Mandel et al. 2016; Abbott et al. 2016a). These arise because of the finite sensitivity of our detectors. While all events in the Universe generate a response in the detector, we will only be able to identify, and hence use, signals that generate a response of sufficiently high amplitude. The decision about whether to include an event in the analysis is a property of the data only, in this case $\{x_{\text{GW}}, v_r, \langle v_p \rangle\}$, but the fact that we condition our analysis on a signal being detected, i.e., the data exceeding these thresholds, means that the likelihood must be renormalized to become the likelihood for detected events. This is the role of

$$\mathcal{N}_s(H_0) = \int_{\text{detectable}} d\vec{\lambda} dd dv_p d\cos \iota dx_{\text{GW}} dv_r d\langle v_p \rangle \times \left[p(x_{\text{GW}} \mid d, \cos \iota, \vec{\lambda}) p(v_r \mid d, v_p, H_0) \times p(\langle v_p \rangle \mid v_p) p(\vec{\lambda}) p(d) p(v_p) p(\cos \iota) \right], \quad (8)$$

where the integral is over the full prior ranges of the parameters, $\{d, v_p, \cos \iota, \vec{\lambda}\}$, and over data sets

that would be selected for inclusion in the analysis, i.e., exceed the specified thresholds. If the integral was over all data sets it would evaluate to 1, but because the range is restricted there can be a non-trivial dependence on parameters characterizing the population of sources, in this case H_0 .

In the current analysis, there are in principle selection effects in both the GW data and the EM data. However, around the time of detection of GW170817, the LIGO-Virgo detector network had a detection horizon of ~ 190 Mpc for binary neutron star (BNS) events (Abbott et al. 2017a), within which EM measurements are largely complete. For example, the counterpart associated with GW170817 had brightness ~ 17 mag in the I band at 40 Mpc (Valenti et al. 2017; Arcavi et al. 2017; Tanvir et al. 2017; Lipunov et al. 2017; Coulter et al. 2017); this source would be ~ 22 mag at 400 Mpc, and thus still detectable by survey telescopes such as DECam well beyond the GW horizon. Even the dimmest theoretical lightcurves for kilonovae are expected to peak at ~ 22.5 mag at the LIGO–Virgo horizon (Metzger & Berger 2012). We therefore expect that we are dominated by GW selection effects at the current time and can ignore EM selection effects. The fact that the fraction of BNS events that will have observed kilonova counterparts is presently unknown does not modify these conclusions, since we can restrict our analysis to GW events with kilonova counterparts only.

In the GW data, the decision about whether or not to analyse an event is largely determined by the signal-to-noise ratio (SNR), ρ , of the event. A reasonable model for the selection process is a cut in SNR, i.e., events with $\rho > \rho_*$ are analysed (Abbott et al. 2016b). In that model, the integral over x_{GW} in Eq. (8) can be replaced by an integral over SNR from ρ_* to ∞ , and $p(x_{\text{GW}}|d, \cos \iota, \vec{\lambda})$ replaced by $p(\rho|d, \cos \iota, \vec{\lambda})$ in the integrand. This distribution depends on the noise properties of the operating detectors, and on the intrinsic strain amplitude of the source. The former are clearly independent of

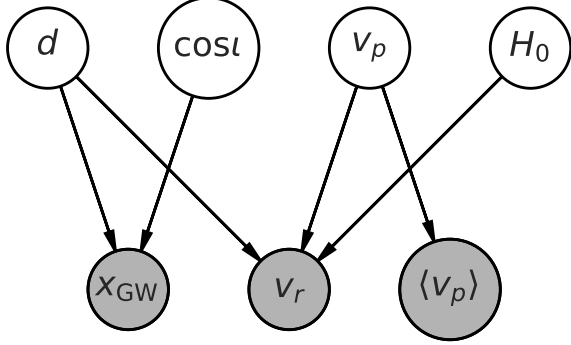
the population parameters, while the latter scales like a function of the source parameters divided by the luminosity distance. The dependence on source parameters is on redshifted parameters, which introduces an explicit redshift dependence. However, within the ~ 190 Mpc horizon, redshift corrections are at most $\lesssim 5\%$, and the Hubble constant measurement is a weak function of these, meaning the overall impact is even smaller. At present, whether or not a particular event in the population ends up being analysed can therefore be regarded as a function of d only. When GW selection effects dominate, only the terms in Eq. (8) arising from the GW measurement matter. As these are a function of d only and we set a prior on d , there is no explicit H_0 dependence in these terms. Hence, $\mathcal{N}_s(H_0)$ is a constant and can be ignored. This would not be the case if we set a prior on the redshifts of potential sources instead of their distances, since then changes in H_0 would modify the range of detectable redshifts. As the LIGO–Virgo detectors improve in sensitivity the redshift dependence in the GW selection effects will become more important, as will EM selection effects. However, at that point we will also have to consider deviations in the cosmological model from the simple Hubble flow described in Eq. (1) of the main article.

Marginalising Eq. (7) over d , v_p and $\cos \iota$ then yields

$$p(H_0 | x_{\text{GW}}, v_r, \langle v_p \rangle) \propto p(H_0) \int dd dv_p d\cos \iota \\ \times p(x_{\text{GW}} | d, \cos \iota) p(v_r | d, v_p, H_0) \\ \times p(\langle v_p \rangle | v_p) p(d) p(v_p) p(\cos \iota). \quad (9)$$

The posterior computed in this way was shown in Figure 1 in the main article and has a maximum a posteriori value and minimal 68.3% credible interval of $70.0_{-8.0}^{+12.0} \text{ km s}^{-1} \text{ Mpc}^{-1}$, as quoted in the main article. The posterior mean is $78 \text{ km s}^{-1} \text{ Mpc}^{-1}$ and the standard deviation is $15 \text{ km s}^{-1} \text{ Mpc}^{-1}$. Various other summary statistics are given in Extended Data Table 1.

ROBUSTNESS TO PRIOR SPECIFICATION



Extended Data Figure 1. Graphical model illustrating the statistical relationships between the data and parameters. Open circles indicate parameters which require a prior; filled circles described measured data, which are conditioned on in the analysis. Here we assume we have measurements of the GW data, x_{GW} , a recession velocity (i.e. redshift), v_r , and the mean peculiar velocity in the neighborhood of NGC 4993, $\langle v_p \rangle$. Arrows flowing into a node indicate that the conditional probability density for the node depends on the source parameters; for example, the conditional distribution for the observed GW data, $p(x_{\text{GW}} | d, \cos \iota)$, discussed in the text, depends on the distance and inclination of the source (and additional parameters, here marginalized out).

Our canonical analysis uses a uniform volumetric prior on distance, $p(d) \propto d^2$. The distribution of galaxies is not completely uniform due to clustering, so we explore sensitivity to this prior choice. We are free to place priors on any two of the three variables $\{d, H_0, z\}$, where $z = H_0 d/c$ is the Hubble flow redshift of NGC 4993. A choice of prior for two of these variables induces a prior on the third which may or may not correspond to a natural choice for that parameter. A prior on z could be obtained from galaxy catalog observations (Dalya et al. 2016), but must be corrected for incompleteness. When setting a prior on H_0 and z ,

the posterior becomes

$$p(H_0, z, \cos \iota, v_p | x_{\text{GW}}, v_r, \langle v_p \rangle) \propto \frac{p(H_0)}{\mathcal{N}_s(H_0)} p(x_{\text{GW}} | d = cz/H_0, \cos \iota) p(v_r | z, v_p) \times p(\langle v_p \rangle | v_p) p(z) p(v_p) p(\cos \iota), \quad (10)$$

but now

$$\mathcal{N}_s(H_0) = \int_{\text{detectable}} dz dv_p d\cos \iota dx_{\text{GW}} dv_r d\langle v_p \rangle \times p(x_{\text{GW}} | d = cz/H_0, \cos \iota) p(v_r | z, v_p) \times p(\langle v_p \rangle | v_p) p(z) p(v_p) p(\cos \iota). \quad (11)$$

When GW selection effects dominate, the integral is effectively

$$\mathcal{N}_s(H_0) = \int dz d\cos \iota dx_{\text{GW}} \times p(x_{\text{GW}} | d = cz/H_0, \cos \iota) p(z) p(\cos \iota) = \int dd d\cos \iota dx_{\text{GW}} \times p(x_{\text{GW}} | d, \cos \iota) p(dH_0/c) p(\cos \iota) (H_0/c), \quad (12)$$

which has an H_0 dependence, unless $p(z)$ takes a special, H_0 -dependent form, $p(z) = f(z/H_0)/H_0$. However, if the redshift prior is volumetric, $p(z) \propto z^2$, the selection effect term is $\propto H_0^3$, which cancels a similar correction to the likelihood and gives a posterior on H_0 that is identical to the canonical analysis.

For a single event, any choice of prior can be mapped to our canonical analysis with a different prior on H_0 . For any reasonable prior choices on d or z , we would expect to gradually lose sensitivity to the particular prior choice as further observed events are added to the analysis. However, to illustrate the uncertainty that comes from the prior choice for this first event, we compare in Extended Data Figure 2 and Extended Data Table 1 the results from the canonical prior choice $p(d) \propto d^2$ to those from two other choices: using a flat prior

on z , and assuming a velocity correction due to the peculiar velocity of NGC 4993 that is a Gaussian with width 250 km s^{-1} . (To do the first of these, the posterior samples from GW parameter estimation have to be re-weighted, since they are generated with the d^2 prior used in the canonical analysis. We first “undo” the default prior before applying the desired new prior.)

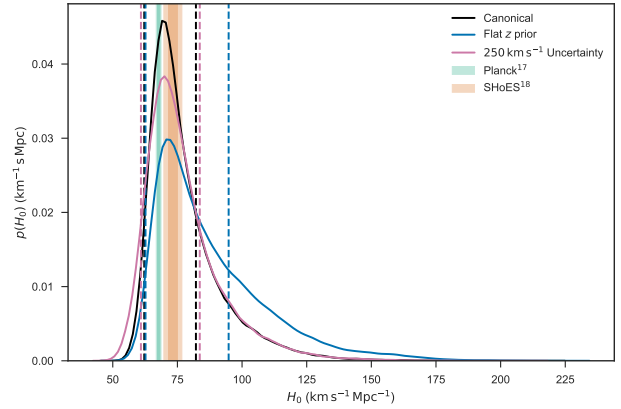
The choice of a flat prior on z is motivated by the simple model described above, in which we imagine first making a redshift measurement for the host and then use that as a prior for analysing the GW data. Setting priors on distance and redshift, the simple analysis gives the same result as the canonical analysis, but now we set a prior on redshift and H_0 and obtain a different result. This is to be expected because we are making different assumptions about the underlying population, and it arises for similar reasons as the different biases in peculiar velocity measurements based on redshift-selected or distance-selected samples (Strauss & Willick 1995). As can be seen in Extended Data Table 1, the results change by less than 1σ , as measured by the statistical error of the canonical analysis.

By increasing the uncertainty in the peculiar velocity prior, we test the assumptions in our canonical analysis that (1) NGC 4993 is a member of the nearby group of galaxies, and (2) that this group has a center-of-mass velocity close to the Hubble flow. The results in Extended Data Table 1 summarizes changes in the values of H_0 and in the error bars.

We conclude that the impact of a reasonable change to the prior is small relative to the statistical uncertainties for this event.

INCORPORATING ADDITIONAL CONSTRAINTS ON H_0

By including previous measurements of H_0 (Planck Collaboration et al. 2016; Riess et al. 2016) we can constrain the orbital inclination more precisely. We do this by setting the H_0 prior in Eq. (7) to $p(H_0|\mu_{H_0}, \sigma_{H_0}^2) = N[\mu_{H_0}, \sigma_{H_0}^2]$,



Extended Data Figure 2. Using different assumptions compared to our canonical analysis. The posterior distribution on H_0 discussed in the main text is shown in black, the alternative flat prior on z (discussed in the Methods section) gives the distribution shown in blue, and the increased uncertainty (250 km s^{-1}) applied to our peculiar velocity measurement (also discussed in the Methods section) is shown in pink. Minimal 68.3% (1σ) credible intervals are shown by dashed lines.

where for ShoES (Riess et al. 2016) $\mu_{H_0} = 73.24 \text{ km s}^{-1} \text{ Mpc}^{-1}$ and $\sigma_{H_0} = 1.74 \text{ km s}^{-1} \text{ Mpc}^{-1}$, while for Planck (Planck Collaboration et al. 2016) $\mu_{H_0} = 67.74 \text{ km s}^{-1} \text{ Mpc}^{-1}$ and $\sigma_{H_0} = 0.46 \text{ km s}^{-1} \text{ Mpc}^{-1}$. The posterior on $\cos \iota$ is then

$$p(\cos \iota \mid x_{\text{GW}}, v_r, \langle v_p \rangle, \mu_{H_0}, \sigma_{H_0}^2) \propto \int dd dv_p dH_0 \times p(x_{\text{GW}} \mid d, \cos \iota) p(v_r \mid d, v_p, H_0) p(\langle v_p \rangle \mid v_p) \times p(H_0 \mid \mu_{H_0}, \sigma_{H_0}^2) p(d) p(v_p). \quad (13)$$

This posterior was shown in Figure 3 of the main article.

The authors gratefully acknowledge the support of the United States National Science Foundation (NSF) for the construction and operation of the LIGO Laboratory and Advanced LIGO as well as the Science and Technology Facilities Council (STFC) of the United Kingdom, the Max-Planck-Society (MPS), and the State of Niedersachsen/Germany for support of the construction

Extended Data Table 1. Summary of constraints on the Hubble constant, binary inclination, and distance

Parameter	68.3% Symm.	68.3% MAP	90% Symm.	90% MAP
$H_0/$ (km s ⁻¹ Mpc ⁻¹)	74.0 ^{+16.0} _{-8.0}	70.0 ^{+12.0} _{-8.0}	74.0 ⁺³³ ₋₁₂	70.0 ⁺²⁸ ₋₁₁
$H_0/$ (km s ⁻¹ Mpc ⁻¹) (flat in z prior)	81 ⁺²⁷ ₋₁₃	71.0 ^{+23.0} _{-9.0}	81 ⁺⁵⁰ ₋₁₇	71.0 ⁺⁴⁸ ₋₁₁
$H_0/$ (km s ⁻¹ Mpc ⁻¹) (250 km s ⁻¹ σ_{v_r})	74.0 ^{+16.0} _{-9.0}	70.0 ^{+14.0} _{-9.0}	74.0 ⁺³³ ₋₁₄	70.0 ⁺²⁹ ₋₁₄
$\cos \iota$ (GW only)	-0.88 ^{+0.18} _{-0.09}	-0.974 ^{+0.164} _{-0.026}	-0.88 ^{+0.32} _{-0.11}	-0.974 ^{+0.332} _{-0.026}
$\cos \iota$ (SHoES)	-0.901 ^{+0.065} _{-0.057}	-0.912 ^{+0.061} _{-0.059}	-0.901 ^{+0.106} _{-0.083}	-0.912 ^{+0.095} _{-0.086}
$\cos \iota$ (Planck)	-0.948 ^{+0.052} _{-0.036}	-0.982 ^{+0.060} _{-0.016}	-0.948 ^{+0.091} _{-0.046}	-0.982 ^{+0.104} _{-0.018}
ι /deg (GW only)	152 ⁺¹⁴ ₋₁₇	167 ⁺¹³ ₋₂₃	152 ⁺²⁰ ₋₂₇	167 ⁺¹³ ₋₃₇
ι /deg (SHoES)	154.0 ^{+9.0} _{-8.0}	156.0 ^{+10.0} _{-7.0}	154.0 ⁺¹⁵ ₋₁₂	156.0 ⁺²¹ ₋₁₁
ι /deg (Planck)	161.0 ^{+8.0} _{-8.0}	169.0 ^{+8.0} _{-12.0}	161.0 ⁺¹² ₋₁₂	169.0 ⁺¹¹ ₋₁₈
$d/$ (Mpc)	41.1 ^{+4.0} _{-7.3}	43.8 ^{+2.9} _{-6.9}	41.1 ^{+5.6} _{-12.6}	43.8 ^{+5.6} _{-13.1}

NOTE—We give both one-sigma (68.3%) and 90% credible intervals for each quantity. ‘‘Symm.’’ refers to a symmetric interval (e.g. median and 5% to 95% range), while ‘‘MAP’’ refers to maximum a posteriori intervals (e.g. MAP value and smallest range enclosing 90% of the posterior). Values given for ι are derived from arc-cosine transforming the corresponding values for $\cos \iota$, so the ‘‘MAP’’ values differ from those that would be derived from the posterior on ι .

of Advanced LIGO and construction and operation of the GEO600 detector. Additional support for Advanced LIGO was provided by the Australian Research Council. The authors gratefully acknowledge the Italian Istituto Nazionale di Fisica Nucleare (INFN), the French Centre National de la Recherche Scientifique (CNRS) and the Foundation for Fundamental Research on Matter supported by the Netherlands Organisation for Scientific Research, for the construction and operation of the Virgo detector and the creation and support of the EGO consortium. The authors also gratefully acknowledge research support from these agencies as well as by the Council of Scientific and Industrial Research of India, the Department of Science and Technology, India, the Science & Engineering Research Board (SERB), India, the Ministry of Human Resource Development, India, the Spanish Agencia Estatal de Investigación, the Vicepresidència i Conselleria d’Innovació, Re-

cerca i Turisme and the Conselleria d’Educació i Universitat del Govern de les Illes Balears, the Conselleria d’Educació, Investigació, Cultura i Esport de la Generalitat Valenciana, the National Science Centre of Poland, the Swiss National Science Foundation (SNSF), the Russian Foundation for Basic Research, the Russian Science Foundation, the European Commission, the European Regional Development Funds (ERDF), the Royal Society, the Scottish Funding Council, the Scottish Universities Physics Alliance, the Hungarian Scientific Research Fund (OTKA), the Lyon Institute of Origins (LIO), the National Research, Development and Innovation Office Hungary (NKFI), the National Research Foundation of Korea, Industry Canada and the Province of Ontario through the Ministry of Economic Development and Innovation, the Natural Science and Engineering Research Council Canada, the Canadian Institute for Advanced Research, the Brazilian Ministry of

Science, Technology, Innovations, and Communications, the International Center for Theoretical Physics South American Institute for Fundamental Research (ICTP-SAIFR), the Research Grants Council of Hong Kong, the National Natural Science Foundation of China (NSFC), the Leverhulme Trust, the Research Corporation, the Ministry of Science and Technology (MOST), Taiwan and the Kavli Foundation. The authors gratefully acknowledge the support of the NSF, STFC, MPS, INFN, CNRS and the State of Niedersachsen/Germany for provision of computational resources. This article has been assigned the document number [LIGO-P1700296](#).

We thank the University of Copenhagen, DARK Cosmology Centre, and the Niels Bohr International Academy for hosting D.A.C., R.J.F., A.M.B., E.R., and M.R.S. during the discovery of GW170817/SSS17a. R.J.F., A.M.B., E.R., and D.E.H. were participating in the Kavli Summer Program in Astrophysics, “Astrophysics with gravitational wave detections.” This program was supported by the the Kavli Foundation, Danish National Research Foundation, the Niels Bohr International Academy, and the DARK Cosmology Centre.

The UCSC group is supported in part by NSF grant AST-1518052, the Gordon & Betty Moore Foundation, the Heising-Simons Foundation, generous donations from many individuals through a UCSC Giving Day grant, and from fellowships from the Alfred P. Sloan Foundation (R.J.F), the David and Lucile Packard Foundation (R.J.F. and E.R.) and the Niels Bohr Professorship from the DNRF (E.R.). A.M.B. acknowledges support from a UCMEXUS-CONACYT Doctoral Fellowship. Support for this work was provided by NASA through Hubble Fellowship grants HST-HF-51348.001 and HST-HF-51373.001 awarded by the Space Telescope Science Institute, which is operated by the Association of Universities for Research in Astronomy, Inc., for NASA, under contract NAS5-26555.

The Berger Time-Domain Group at Harvard is supported in part by the NSF through grants AST-1411763 and AST-1714498, and by NASA through grants NNX15AE50G and NNX16AC22G.

Funding for the DES Projects has been provided by the DOE and NSF (USA), MEC, MICINN, MINECO (Spain), STFC (UK), HEFCE (UK), NCSA (UIUC), KICP (U. Chicago), CCAPP (Ohio State), MIFPA (Texas A&M), CNPQ, FAPERJ, FINEP (Brazil), DFG (Germany) and the Collaborating Institutions in the Dark Energy Survey. The Collaborating Institutions are Argonne Lab, UC Santa Cruz, University of Cambridge, CIEMAT-Madrid, University of Chicago, University College London, DES-Brazil Consortium, University of Edinburgh, ETH Zürich, Fermilab, University of Illinois, ICE (IEEC-CSIC), IFAE Barcelona, Lawrence Berkeley Lab, LMU München and the associated Excellence Cluster Universe, University of Michigan, NOAO, University of Nottingham, Ohio State University, University of Pennsylvania, University of Portsmouth, SLAC National Lab, Stanford University, University of Sussex, Texas A&M University, and the OzDES Membership Consortium. Based in part on observations at Cerro Tololo Inter-American Observatory, National Optical Astronomy Observatory, which is operated by the Association of Universities for Research in Astronomy (AURA) under a cooperative agreement with the National Science Foundation. The DES Data Management System is supported by the NSF under Grant Numbers AST-1138766 and AST-1536171. The DES participants from Spanish institutions are partially supported by MINECO under grants AYA2015-71825, ESP2015-88861, FPA2015-68048, and Centro de Excelencia SEV-2012-0234, SEV-2016-0597 and MDM-2015-0509. Research leading to these results has received funding from the ERC under the EU’s 7th Framework Programme including grants ERC 240672, 291329 and 306478. We acknowledge support from the Australian Research Council Centre of Excellence for All-sky

Astrophysics (CAASTRO), through project number CE110001020. This manuscript has been authored by Fermi Research Alliance, LLC under Contract No. DE-AC02-07CH11359 with the U.S. Department of Energy, Office of Science, Office of High Energy Physics. The United States Government retains and the publisher, by accepting the article for publication, acknowledges that the United States Government retains a non-exclusive, paid-up, irrevocable, world-wide license to publish or reproduce the published form of this manuscript, or allow others to do so, for United States Government purposes.

D.J.S. acknowledges support for the DLT40 program from NSF grant AST-1517649.

Support for I.A. was provided by NASA through the Einstein Fellowship Program, grant PF6-170148. G.H., D.A.H. and C.M. are supported by NSF grant AST-1313484. D.P. acknowledges support by Israel Science Foundation grant 541/17.

VINROUGE is an European Southern Observatory Large Survey (id: 0198.D-2010).

MASTER acknowledges the Lomonosov MSU Development Programm and the Russian Federation Ministry of Education and Science.

This research has made use of the NASA/IPAC Extragalactic Database (NED) which is operated by the Jet Propulsion Laboratory, California Institute of Technology, under contract with the National Aeronautics and Space Administration.

All authors contributed to the work presented in this paper.

The authors declare that they have no competing financial interests.

Correspondence and requests for materials should be addressed to the LVC spokesperson (email: lsc-spokesperson@ligo.org, virgo-spokesperson@ego-gw.eu).

Available public codes can be found at the LIGO Open Science Center (<https://losc.ligo.org>).

Available public data can be found at the LIGO Open Science Center (<https://losc.ligo.org>).

REFERENCES

- Abbott, B. P., Abbott, R., Abbott, T. D., et al. 2016a, PRX, 6, 041015
- 2016b, ApJS, 227, 14
- Abbott, B. P., et al. 2017a, PRL, 119, doi:10.1103/PhysRevLett.119.161101
- 2017b, ApJL, 848, doi:10.3847/2041-8213/aa920c
- 2017c, ApJL, 848, doi:10.3847/2041-8213/aa91c9
- Acernese, F., Agathos, M., Agatsuma, K., et al. 2015, CQG, 32, 024001
- Arcavi, I., Hosseinzadeh, G., Howell, D. A., et al. 2017, Nature, doi:10.1038/nature24291
- Aubourg, É., Bailey, S., Bautista, J. E., et al. 2015, PRD, 92, 123516
- Blanchet, L. 2014, LRR, 17, 2
- Bloom, J. S., Kulkarni, S. R., & Djorgovski, S. G. 2002, AJ, 123, 1111
- Bonvin, V., Courbin, F., Suyu, S. H., et al. 2017, MNRAS, 465, 4914
- Buonanno, A., & Damour, T. 1999, PRD, D59, 084006
- Carrick, J., Turnbull, S. J., Lavaux, G., & Hudson, M. J. 2015, MNRAS, 450, 317
- Cornish, N. J., & Littenberg, T. B. 2015, CQG, 32, 135012
- Coulter, D. A., et al. 2017, Science, doi:10.1126/science.aap9811
- Crook, A. C., Huchra, J. P., Martimbeau, N., et al. 2007, ApJ, 655, 790
- 2008, ApJ, 685, 1320
- Dalal, N., Holz, D. E., Hughes, S. A., & Jain, B. 2006, PRD, 74, 063006
- Dalya, G., Frei, Z., Galgoczi, G., Raffai, P., & de Souza, R. S. 2016, VizieR Online Data Catalog, 7275
- Del Pozzo, W. 2012, PRD, D86, 043011
- Freedman, W. L., Madore, B. F., Gibson, B. K., et al. 2001, ApJ, 553, 47
- Goldstein, A., et al. 2017, ApJL, 848, doi:10.3847/2041-8213/aa8f41
- Hannam, M., Schmidt, P., Bohé, A., et al. 2014, PRL, 113, 151101
- Henning, J. W., Sayre, J. T., Reichardt, C. L., et al. 2017, ArXiv e-prints, arXiv:1707.09353

- Hinderer, T., & Flanagan, É. É. 2008, PRD, 78, 064028
- Hinshaw, G., Weiland, J. L., Hill, R. S., et al. 2009, ApJS, 180, 225
- Holz, D. E., & Hughes, S. A. 2005, ApJ, 629, 15
- Huang, J.-S., Cowie, L. L., & Luppino, G. A. 1998, ApJ, 496, 31
- Huchra, J. P., Macri, L. M., Masters, K. L., et al. 2012, ApJS, 199, 26
- Jones, D. H., Read, M. A., Saunders, W., et al. 2009, MNRAS, 399, 683
- LIGO Scientific Collaboration, Aasi, J., Abbott, B. P., et al. 2015, CQG, 32, 074001
- Lipunov, V., Gorbovskoy, E., Kornilov, V., et al. 2017, ApJL, 848, doi:[10.3847/2041-8213/aa92c0](https://doi.org/10.3847/2041-8213/aa92c0)
- Loredó, T. J. 2004, in AIP Conference Series, Vol. 735, AIP Conference Series, ed. R. Fischer, R. Preuss, & U. V. Toussaint, 195–206
- Mandel, I., Farr, W. M., & Gair, J. 2016, Extracting distribution parameters from multiple uncertain observations with selection biases, Tech. rep., LIGO, <https://dcc.ligo.org/LIGO-P1600187/public>
- Messenger, C., & Veitch, J. 2013, NJP, 15, 053027
- Metzger, B. D., & Berger, E. 2012, ApJ, 746, 48
- Nissanke, S., Holz, D. E., Dalal, N., et al. 2013, ArXiv e-prints, arXiv:1307.2638
- Nissanke, S., Holz, D. E., Hughes, S. A., Dalal, N., & Sievers, J. L. 2010, ApJ, 725, 496
- Planck Collaboration, Ade, P. A. R., Aghanim, N., et al. 2016, A&A, 594, A13
- Riess, A. G., Macri, L. M., Hoffmann, S. L., et al. 2016, ApJ, 826, 56
- Sakai, S., Mould, J. R., Hughes, S. M. G., et al. 2000, ApJ, 529, 698
- Savchenko, V., et al. 2017, ApJL, 848, doi:[10.3847/2041-8213/aa8f94](https://doi.org/10.3847/2041-8213/aa8f94)
- Schutz, B. F. 1986, Nature, 323, 310
- Skrutskie, M. F., Cutri, R. M., Stiening, R., et al. 2006, AJ, 131, 1163
- Soares-Santos, M., Holz, D. E., Annis, J., et al. 2017, ApJL, 848, doi:[10.3847/2041-8213/aa9059](https://doi.org/10.3847/2041-8213/aa9059)
- Springob, C. M., Magoulas, C., Colless, M., et al. 2014, MNRAS, 445, 2677
- Strauss, M. A., & Willick, J. A. 1995, PR, 261, 271
- Tanvir, N., et al. 2017, ApJL, 848, doi:[10.3847/2041-8213/aa90b6](https://doi.org/10.3847/2041-8213/aa90b6)
- Valenti, S., Sand, D. J., Yang, S., et al. 2017, ApJL, 848, doi:[10.3847/2041-8213/aa8edf](https://doi.org/10.3847/2041-8213/aa8edf)
- Veitch, J., Raymond, V., Farr, B., et al. 2015, PRD, 91, 042003
- Vines, J., Flanagan, É. É., & Hinderer, T. 2011, PRD, 83, 084051

All Authors and Affiliations

THE LIGO SCIENTIFIC COLLABORATION AND THE VIRGO COLLABORATION, THE 1M2H COLLABORATION, THE DARK ENERGY CAMERA GW-EM COLLABORATION AND THE DES COLLABORATION, THE DLT40 COLLABORATION, THE LAS CUMBRES OBSERVATORY COLLABORATION, THE VINROUGE COLLABORATION, THE MASTER COLLABORATION, B. P. ABBOTT,¹ R. ABBOTT,¹ T. D. ABBOTT,² F. ACERNESE,^{3,4} K. ACKLEY,^{5,6} C. ADAMS,⁷ T. ADAMS,⁸ P. ADDESSO,⁹ R. X. ADHIKARI,¹ V. B. ADYA,¹⁰ C. AFFELDT,¹⁰ M. AFROUGH,¹¹ B. AGARWAL,¹² M. AGATHOS,¹³ K. AGATSUMA,¹⁴ N. AGGARWAL,¹⁵ O. D. AGUIAR,¹⁶ L. AIELLO,^{17,18} A. AIN,¹⁹ P. AJITH,²⁰ B. ALLEN,^{10,21,22} G. ALLEN,¹² A. ALLOCCA,^{23,24} P. A. ALTIN,²⁵ A. AMATO,²⁶ A. ANANYEVA,¹ S. B. ANDERSON,¹ W. G. ANDERSON,²¹ S. V. ANGELOVA,²⁷ S. ANTIER,²⁸ S. APPERT,¹ K. ARAI,¹ M. C. ARAYA,¹ J. S. AREEDA,²⁹ N. ARNAUD,^{28,30} K. G. ARUN,³¹ S. ASCENZI,^{32,33} G. ASHTON,¹⁰ M. AST,³⁴ S. M. ASTON,⁷ P. ASTONE,³⁵ D. V. ATALLAH,³⁶ P. AUFMUTH,²² C. AULBERT,¹⁰ K. AULTONEAL,³⁷ C. AUSTIN,² A. AVILA-ALVAREZ,²⁹ S. BABAK,³⁸ P. BACON,³⁹ M. K. M. BADER,¹⁴ S. BAE,⁴⁰ P. T. BAKER,⁴¹ F. BALDACCINI,^{42,43} G. BALLARDIN,³⁰ S. W. BALLMER,⁴⁴ S. BANAGIRI,⁴⁵ J. C. BARAYOGA,¹ S. E. BARCLAY,⁴⁶ B. C. BARISH,¹ D. BARKER,⁴⁷ K. BARKETT,⁴⁸ F. BARONE,^{3,4} B. BARR,⁴⁶ L. BARSOTTI,¹⁵ M. BARSUGLIA,³⁹ D. BARTA,⁴⁹ J. BARTLETT,⁴⁷ I. BARTOS,^{50,5} R. BASSIRI,⁵¹ A. BASTI,^{23,24} J. C. BATCH,⁴⁷ M. BAWAJ,^{52,43} J. C. BAYLEY,⁴⁶ M. BAZZAN,^{53,54} B. BÉCSY,⁵⁵ C. BEER,¹⁰ M. BEJGER,⁵⁶ I. BELAHCENE,²⁸ A. S. BELL,⁴⁶ B. K. BERGER,¹ G. BERGMANN,¹⁰ J. J. BERO,⁵⁷ C. P. L. BERRY,⁵⁸ D. BERSANETTI,⁵⁹ A. BERTOLINI,¹⁴ J. BETZWIESER,⁷ S. BHAGWAT,⁴⁴ R. BHANDARE,⁶⁰ I. A. BILENKO,⁶¹ G. BILLINGSLEY,¹ C. R. BILLMAN,⁵ J. BIRCH,⁷ R. BIRNEY,⁶² O. BIRNHOLTZ,¹⁰ S. BISCANS,^{1,15} S. BISCOVEANU,^{63,6} A. BISHT,²² M. BITOSSI,^{30,24} C. BIWER,⁴⁴ M. A. BIZOUARD,²⁸ J. K. BLACKBURN,¹ J. BLACKMAN,⁴⁸ C. D. BLAIR,^{1,64} D. G. BLAIR,⁶⁴ R. M. BLAIR,⁴⁷ S. BLOEMEN,⁶⁵ O. BOCK,¹⁰ N. BODE,¹⁰ M. BOER,⁶⁶ G. BOGAERT,⁶⁶ A. BOHE,³⁸ F. BONDU,⁶⁷ E. BONILLA,⁵¹ R. BONNAND,⁸ B. A. BOOM,¹⁴ R. BORK,¹ V. BOSCHI,^{30,24} S. BOSE,^{68,19} K. BOSSIE,⁷ Y. BOUFFANAIS,³⁹ A. BOZZI,³⁰ C. BRADASCHIA,²⁴ P. R. BRADY,²¹ M. BRANCHESI,^{17,18} J. E. BRAU,⁶⁹ T. BRIANT,⁷⁰ A. BRILLET,⁶⁶ M. BRINKMANN,¹⁰ V. BRISSON,²⁸ P. BROCKILL,²¹ J. E. BROIDA,⁷¹ A. F. BROOKS,¹ D. A. BROWN,⁴⁴ D. D. BROWN,⁷² S. BRUNETT,¹ C. C. BUCHANAN,² A. BUIKEMA,¹⁵ T. BULIK,⁷³ H. J. BULTEN,^{74,14} A. BUONANNO,^{38,75} D. BUSKULIC,⁸ C. BUY,³⁹ R. L. BYER,⁵¹ M. CABERO,¹⁰ L. CADONATI,⁷⁶ G. CAGNOLI,^{26,77} C. CAHILLANE,¹ J. CALDERÓN BUSTILLO,⁷⁶ T. A. CALLISTER,¹ E. CALLONI,^{78,4} J. B. CAMP,⁷⁹ M. CANEPA,^{80,59} P. CANIZARES,⁶⁵ K. C. CANNON,⁸¹ H. CAO,⁷² J. CAO,⁸² C. D. CAPANO,¹⁰ E. CAPOCASA,³⁹ F. CARBOGNANI,³⁰ S. CARIDE,⁸³ M. F. CARNEY,⁸⁴ J. CASANUEVA DIAZ,²⁸ C. CASENTINI,^{32,33} S. CAUDILL,^{21,14} M. CAVAGLIÀ,¹¹ F. CAVALIER,²⁸ R. CAVALIERI,³⁰ G. CELLA,²⁴ C. B. CEPEDA,¹ P. CERDÁ-DURÁN,⁸⁵ G. CERRETANI,^{23,24} E. CESARINI,^{86,33} S. J. CHAMBERLIN,⁶³ M. CHAN,⁴⁶ S. CHAO,⁸⁷ P. CHARLTON,⁸⁸ E. CHASE,⁸⁹ E. CHASSANDE-MOTTIN,³⁹ D. CHATTERJEE,²¹ K. CHATZIOANNOU,⁹⁰ B. D. CHEESEBORO,⁴¹ H. Y. CHEN,⁹¹ X. CHEN,⁶⁴ Y. CHEN,⁴⁸ H.-P. CHENG,⁵ H. CHIA,⁵ A. CHINCARINI,⁵⁹ A. CHIUMMO,³⁰ T. CHMIEL,⁸⁴ H. S. CHO,⁹² M. CHO,⁷⁵ J. H. CHOW,²⁵ N. CHRISTENSEN,^{71,66} Q. CHU,⁶⁴ A. J. K. CHUA,¹³ S. CHUA,⁷⁰ A. K. W. CHUNG,⁹³ S. CHUNG,⁶⁴ G. CIANI,^{5,53,54} R. CIOLFI,^{94,95} C. E. CIRELLI,⁵¹ A. CIRONE,^{80,59} F. CLARA,⁴⁷ J. A. CLARK,⁷⁶ P. CLEARWATER,⁹⁶ F. CLEVA,⁶⁶ C. COCCHIERI,¹¹ E. COCCIA,^{17,18} P.-F. COHADON,⁷⁰ D. COHEN,²⁸ A. COLLA,^{97,35} C. G. COLLETTE,⁹⁸ L. R. COMINSKY,⁹⁹ M. CONSTANCIO JR.,¹⁶ L. CONTI,⁵⁴ S. J. COOPER,⁵⁸ P. CORBAN,⁷ T. R. CORBITT,² I. CORDERO-CARRIÓN,¹⁰⁰ K. R. CORLEY,⁵⁰ N. CORNISH,¹⁰¹ A. CORSI,⁸³ S. CORTESE,³⁰ C. A. COSTA,¹⁶ M. W. COUGHLIN,^{71,1} S. B. COUGHLIN,⁸⁹ J.-P. COULON,⁶⁶ S. T. COUNTRYMAN,⁵⁰ P. COUVARES,¹ P. B. COVAS,¹⁰² E. E. COWAN,⁷⁶ D. M. COWARD,⁶⁴ M. J. COWART,⁷ D. C. COYNE,¹ R. COYNE,⁸³ J. D. E. CREIGHTON,²¹ T. D. CREIGHTON,¹⁰³ J. CRIPE,² S. G. CROWDER,¹⁰⁴ T. J. CULLEN,^{29,2} A. CUMMING,⁴⁶ L. CUNNINGHAM,⁴⁶ E. CUOCO,³⁰ T. DAL CANTON,⁷⁹ G. DÁLYA,⁵⁵ S. L. DANILISHIN,^{22,10} S. D'ANTONIO,³³ K. DANZMANN,^{22,10} A. DASGUPTA,¹⁰⁵ C. F. DA SILVA COSTA,⁵ L. E. H. DATRIER,⁴⁶ V. DATTILO,³⁰ I. DAVE,⁶⁰ M. DAVIER,²⁸ D. DAVIS,⁴⁴ E. J. DAW,¹⁰⁶ B. DAY,⁷⁶ S. DE,⁴⁴ D. DEBRA,⁵¹

J. DEGALLAIX,²⁶ M. DE LAURENTIS,^{17,4} S. DELÉGLISE,⁷⁰ W. DEL POZZO,^{58,23,24} N. DEMOS,¹⁵
 T. DENKER,¹⁰ T. DENT,¹⁰ R. DE PIETRI,^{107,108} V. DERGACHEV,³⁸ R. DE ROSA,^{78,4} R. T. DEROSA,⁷
 C. DE ROSSI,^{26,30} R. DESALVO,¹⁰⁹ O. DE VARONA,¹⁰ J. DEVENSON,²⁷ S. DHURANDHAR,¹⁹ M. C. DÍAZ,¹⁰³
 L. DI FIORE,⁴ M. DI GIOVANNI,^{110,95} T. DI GIROLAMO,^{50,78,4} A. DI LIETO,^{23,24} S. DI PACE,^{97,35}
 I. DI PALMA,^{97,35} F. DI RENZO,^{23,24} Z. DOCTOR,⁹¹ V. DOLIQUE,²⁶ F. DONOVAN,¹⁵ K. L. DOOLEY,¹¹
 S. DORAVARI,¹⁰ I. DORRINGTON,³⁶ R. DOUGLAS,⁴⁶ M. DOVALE ÁLVAREZ,⁵⁸ T. P. DOWNES,²¹ M. DRAGO,¹⁰
 C. DREISSIGACKER,¹⁰ J. C. DRIGGERS,⁴⁷ Z. DU,⁸² M. DUCROT,⁸ P. DUPEJ,⁴⁶ S. E. DWYER,⁴⁷ T. B. EDO,¹⁰⁶
 M. C. EDWARDS,⁷¹ A. EFFLER,⁷ H.-B. EGGENSTEIN,^{38,10} P. EHRENS,¹ J. EICHHOLZ,¹ S. S. EIKENBERRY,⁵
 R. A. EISENSTEIN,¹⁵ R. C. ESSICK,¹⁵ D. ESTEVEZ,⁸ Z. B. ETIENNE,⁴¹ T. ETZEL,¹ M. EVANS,¹⁵
 T. M. EVANS,⁷ M. FACTOUROVICH,⁵⁰ V. FAFONE,^{32,33,17} H. FAIR,⁴⁴ S. FAIRHURST,³⁶ X. FAN,⁸²
 S. FARINON,⁵⁹ B. FARR,⁹¹ W. M. FARR,⁵⁸ E. J. FAUCHON-JONES,³⁶ M. FAVATA,¹¹¹ M. FAYS,³⁶ C. FEE,⁸⁴
 H. FEHRMANN,¹⁰ J. FEICHT,¹ M. M. FEJER,⁵¹ A. FERNANDEZ-GALIANA,¹⁵ I. FERRANTE,^{23,24}
 E. C. FERREIRA,¹⁶ F. FERRINI,³⁰ F. FIDECARO,^{23,24} D. FINSTAD,⁴⁴ I. FIORI,³⁰ D. FIORUCCI,³⁹
 M. FISHBACH,⁹¹ R. P. FISHER,⁴⁴ M. FITZ-AXEN,⁴⁵ R. FLAMINIO,^{26,112} M. FLETCHER,⁴⁶ H. FONG,⁹⁰
 J. A. FONT,^{85,113} P. W. F. FORSYTH,²⁵ S. S. FORSYTH,⁷⁶ J.-D. FOURNIER,⁶⁶ S. FRASCA,^{97,35} F. FRASCONI,²⁴
 Z. FREI,⁵⁵ A. FREISE,⁵⁸ R. FREY,⁶⁹ V. FREY,²⁸ E. M. FRIES,¹ P. FRITSCHER,¹⁵ V. V. FROLOV,⁷ P. FULDA,⁵
 M. FYFFE,⁷ H. GABBARD,⁴⁶ B. U. GADRE,¹⁹ S. M. GAEBEL,⁵⁸ J. R. GAIR,¹¹⁴ L. GAMMAITONI,⁴²
 M. R. GANIJA,⁷² S. G. GAONKAR,¹⁹ C. GARCIA-QUIROS,¹⁰² F. GARUFI,^{78,4} B. GATELEY,⁴⁷ S. GAUDIO,³⁷
 G. GAUR,¹¹⁵ V. GAYATHRI,¹¹⁶ N. GEHRELS,^{79,*} G. GEMME,⁵⁹ E. GENIN,³⁰ A. GENNAI,²⁴ D. GEORGE,¹²
 J. GEORGE,⁶⁰ L. GERGELY,¹¹⁷ V. GERMAIN,⁸ S. GHONGE,⁷⁶ ABHIRUP GHOSH,²⁰ ARCHISMAN GHOSH,^{20,14}
 S. GHOSH,^{65,14,21} J. A. GIAIME,^{2,7} K. D. GIARDINA,⁷ A. GIAZOTTO,²⁴ K. GILL,³⁷ L. GLOVER,¹⁰⁹
 E. GOETZ,¹¹⁸ R. GOETZ,⁵ S. GOMES,³⁶ B. GONCHAROV,⁶ G. GONZÁLEZ,² J. M. GONZALEZ CASTRO,^{23,24}
 A. GOPAKUMAR,¹¹⁹ M. L. GORODETSKY,⁶¹ S. E. GOSSAN,¹ M. GOSSSELIN,³⁰ R. GOUATY,⁸ A. GRADO,^{120,4}
 C. GRAEF,⁴⁶ M. GRANATA,²⁶ A. GRANT,⁴⁶ S. GRAS,¹⁵ C. GRAY,⁴⁷ G. GRECO,^{121,122} A. C. GREEN,⁵⁸
 E. M. GRETARSSON,³⁷ P. GROOT,⁶⁵ H. GROTE,¹⁰ S. GRUNEWALD,³⁸ P. GRUNING,²⁸ G. M. GUIDI,^{121,122}
 X. GUO,⁸² A. GUPTA,⁶³ M. K. GUPTA,¹⁰⁵ K. E. GUSHWA,¹ E. K. GUSTAFSON,¹ R. GUSTAFSON,¹¹⁸
 O. HALIM,^{18,17} B. R. HALL,⁶⁸ E. D. HALL,¹⁵ E. Z. HAMILTON,³⁶ G. HAMMOND,⁴⁶ M. HANEY,¹²³
 M. M. HANKE,¹⁰ J. HANKS,⁴⁷ C. HANNA,⁶³ M. D. HANNAM,³⁶ O. A. HANNUKSELA,⁹³ J. HANSON,⁷
 T. HARDWICK,² J. HARMS,^{17,18} G. M. HARRY,¹²⁴ I. W. HARRY,³⁸ M. J. HART,⁴⁶ C.-J. HASTER,⁹⁰
 K. HAUGHIAN,⁴⁶ J. HEALY,⁵⁷ A. HEIDMANN,⁷⁰ M. C. HEINTZE,⁷ H. HEITMANN,⁶⁶ P. HELLO,²⁸
 G. HEMMING,³⁰ M. HENDRY,⁴⁶ I. S. HENG,⁴⁶ J. HENNIG,⁴⁶ A. W. HEPTONSTALL,¹ M. HEURS,^{10,22}
 S. HILD,⁴⁶ T. HINDERER,⁶⁵ D. HOAK,³⁰ D. HOFMAN,²⁶ K. HOLT,⁷ D. E. HOLZ,⁹¹ P. HOPKINS,³⁶ C. HORST,²¹
 J. HOUGH,⁴⁶ E. A. HOUSTON,⁴⁶ E. J. HOWELL,⁶⁴ A. HREIBI,⁶⁶ Y. M. HU,¹⁰ E. A. HUERTA,¹² D. HUET,²⁸
 B. HUGHEY,³⁷ S. HUSA,¹⁰² S. H. HUTTNER,⁴⁶ T. HUYNH-DINH,⁷ N. INDIK,¹⁰ R. INTA,⁸³ G. INTINI,^{97,35}
 H. N. ISA,⁴⁶ J.-M. ISAC,⁷⁰ M. ISI,¹ B. R. IYER,²⁰ K. IZUMI,⁴⁷ T. JACQMIN,⁷⁰ K. JANI,⁷⁶ P. JARANOWSKI,¹²⁵
 S. JAWAHAR,⁶² F. JIMÉNEZ-FORTEZA,¹⁰² W. W. JOHNSON,² D. I. JONES,¹²⁶ R. JONES,⁴⁶ R. J. G. JONKER,¹⁴
 L. JU,⁶⁴ J. JUNKER,¹⁰ C. V. KALAGHATGI,³⁶ V. KALOGERA,⁸⁹ B. KAMAI,¹ S. KANDHASAMY,⁷ G. KANG,⁴⁰
 J. B. KANNER,¹ S. J. KAPADIA,²¹ S. KARKI,⁶⁹ K. S. KARVINEN,¹⁰ M. KASPRZACK,² M. KATOLIK,¹²
 E. KATSAVOUNIDIS,¹⁵ W. KATZMAN,⁷ S. KAUFER,²² K. KAWABE,⁴⁷ F. KÉFÉLIAN,⁶⁶ D. KEITEL,⁴⁶
 A. J. KEMBALL,¹² R. KENNEDY,¹⁰⁶ C. KENT,³⁶ J. S. KEY,¹²⁷ F. Y. KHALIL,⁶¹ I. KHAN,^{17,33} S. KHAN,¹⁰
 Z. KHAN,¹⁰⁵ E. A. KHAZANOV,¹²⁸ N. KIJBUNCHOO,²⁵ CHUNGLEE KIM,¹²⁹ J. C. KIM,¹³⁰ K. KIM,⁹³
 W. KIM,⁷² W. S. KIM,¹³¹ Y.-M. KIM,⁹² S. J. KIMBRELL,⁷⁶ E. J. KING,⁷² P. J. KING,⁴⁷
 M. KINLEY-HANLON,¹²⁴ R. KIRCHHOFF,¹⁰ J. S. KISSEL,⁴⁷ L. KLEYBOLTE,³⁴ S. KLIMENKO,⁵
 T. D. KNOWLES,⁴¹ P. KOCH,¹⁰ S. M. KOEHLLENBECK,¹⁰ S. KOLEY,¹⁴ V. KONDRASHOV,¹ A. KONTOS,¹⁵
 M. KOROBKO,³⁴ W. Z. KORTH,¹ I. KOWALSKA,⁷³ D. B. KOZAK,¹ C. KRÄMER,¹⁰ V. KRINGEL,¹⁰
 B. KRISHNAN,¹⁰ A. KRÓLAK,^{132,133} G. KUEHN,¹⁰ P. KUMAR,⁹⁰ R. KUMAR,¹⁰⁵ S. KUMAR,²⁰ L. KUO,⁸⁷
 A. KUTYNIA,¹³² S. KWANG,²¹ B. D. LACKEY,³⁸ K. H. LAI,⁹³ M. LANDRY,⁴⁷ R. N. LANG,¹³⁴ J. LANGE,⁵⁷
 B. LANTZ,⁵¹ R. K. LANZA,¹⁵ A. LARTAUX-VOLLARD,²⁸ P. D. LASKY,⁶ M. LAXEN,⁷ A. LAZZARINI,¹

- C. LAZZARO,⁵⁴ P. LEACI,^{97,35} S. LEAVEY,⁴⁶ C. H. LEE,⁹² H. K. LEE,¹³⁵ H. M. LEE,¹³⁶ H. W. LEE,¹³⁰
 K. LEE,⁴⁶ J. LEHMANN,¹⁰ A. LENON,⁴¹ M. LEONARDI,^{110,95} N. LEROY,²⁸ N. LETENDRE,⁸ Y. LEVIN,⁶
 T. G. F. LI,⁹³ S. D. LINKER,¹⁰⁹ T. B. LITTENBERG,¹³⁷ J. LIU,⁶⁴ X. LIU,²¹ R. K. L. LO,⁹³
 N. A. LOCKERBIE,⁶² L. T. LONDON,³⁶ J. E. LORD,⁴⁴ M. LORENZINI,^{17,18} V. LORIETTE,¹³⁸ M. LORMAND,⁷
 G. LOSURDO,²⁴ J. D. LOUGH,¹⁰ C. O. LOUSTO,⁵⁷ G. LOVELACE,²⁹ H. LÜCK,^{22,10} D. LUMACA,^{32,33}
 A. P. LUNDGREN,¹⁰ R. LYNCH,¹⁵ Y. MA,⁴⁸ R. MACAS,³⁶ S. MACFOY,²⁷ B. MACHENSCHALK,¹⁰
 M. MACINNIS,¹⁵ D. M. MACLEOD,³⁶ I. MAGAÑA HERNANDEZ,²¹ F. MAGAÑA-SANDOVAL,⁴⁴
 L. MAGAÑA ZERTUCHE,⁴⁴ R. M. MAGEE,⁶³ E. MAJORANA,³⁵ I. MAKSIMOVIC,¹³⁸ N. MAN,⁶⁶ V. MANDIC,⁴⁵
 V. MANGANO,⁴⁶ G. L. MANSELL,²⁵ M. MANSKE,^{21,25} M. MANTOVANI,³⁰ F. MARCHESONI,^{52,43} F. MARION,⁸
 S. MÁRKA,⁵⁰ Z. MÁRKA,⁵⁰ C. MARKAKIS,¹² A. S. MARKOSYAN,⁵¹ A. MARKOWITZ,¹ E. MAROS,¹
 A. MARQUINA,¹⁰⁰ F. MARTELLI,^{121,122} L. MARTELLINI,⁶⁶ I. W. MARTIN,⁴⁶ R. M. MARTIN,¹¹¹
 D. V. MARTYNOV,¹⁵ K. MASON,¹⁵ E. MASSERA,¹⁰⁶ A. MASSEROT,⁸ T. J. MASSINGER,¹ M. MASSO-REID,⁴⁶
 S. MASTROGIOVANNI,^{97,35} A. MATAS,⁴⁵ F. MATICHARD,^{1,15} L. MATONE,⁵⁰ N. MAVALVALA,¹⁵
 N. MAZUMDER,⁶⁸ R. MCCARTHY,⁴⁷ D. E. MCCLELLAND,²⁵ S. MCCORMICK,⁷ L. MCCULLER,¹⁵
 S. C. MCGUIRE,¹³⁹ G. MCINTYRE,¹ J. MCIVER,¹ D. J. MCMANUS,²⁵ L. MCNEILL,⁶ T. MCRAE,²⁵
 S. T. MCWILLIAMS,⁴¹ D. MEACHER,⁶³ G. D. MEADORS,^{38,10} M. MEHMET,¹⁰ J. MEIDAM,¹⁴
 E. MEJUTO-VILLA,⁹ A. MELATOS,⁹⁶ G. MENDELL,⁴⁷ R. A. MERCER,²¹ E. L. MERILH,⁴⁷ M. MERZOUGUI,⁶⁶
 S. MESHKOV,¹ C. MESSENGER,⁴⁶ C. MESSICK,⁶³ R. METZDORFF,⁷⁰ P. M. MEYERS,⁴⁵ H. MIAO,⁵⁸
 C. MICHEL,²⁶ H. MIDDLETON,⁵⁸ E. E. MIKHAILOV,¹⁴⁰ L. MILANO,^{78,4} A. L. MILLER,^{5,97,35}
 B. B. MILLER,⁸⁹ J. MILLER,¹⁵ M. MILLHOUSE,¹⁰¹ M. C. MILOVICH-GOFF,¹⁰⁹ O. MINAZZOLI,^{66,141}
 Y. MINENKOV,³³ J. MING,³⁸ C. MISHRA,¹⁴² S. MITRA,¹⁹ V. P. MITROFANOV,⁶¹ G. MITSELMAKHER,⁵
 R. MITTLEMAN,¹⁵ D. MOFFA,⁸⁴ A. MOGGI,²⁴ K. MOGUSHI,¹¹ M. MOHAN,³⁰ S. R. P. MOHAPATRA,¹⁵
 M. MONTANI,^{121,122} C. J. MOORE,¹³ D. MORARU,⁴⁷ G. MORENO,⁴⁷ S. R. MORRIS,¹⁰³ B. MOURS,⁸
 C. M. MOW-LOWRY,⁵⁸ G. MUELLER,⁵ A. W. MUIR,³⁶ ARUNAVA MUKHERJEE,¹⁰ D. MUKHERJEE,²¹
 S. MUKHERJEE,¹⁰³ N. MUKUND,¹⁹ A. MULLAVEY,⁷ J. MUNCH,⁷² E. A. MUÑIZ,⁴⁴ M. MURATORE,³⁷
 P. G. MURRAY,⁴⁶ K. NAPIER,⁷⁶ I. NARDECCHIA,^{32,33} L. NATICCHIONI,^{97,35} R. K. NAYAK,¹⁴³ J. NEILSON,¹⁰⁹
 G. NELEMANS,^{65,14} T. J. N. NELSON,⁷ M. NERY,¹⁰ A. NEUNZERT,¹¹⁸ L. NEVIN,¹ J. M. NEWPORT,¹²⁴
 G. NEWTON,^{46,†} K. K. Y. NG,⁹³ T. T. NGUYEN,²⁵ D. NICHOLS,⁶⁵ A. B. NIELSEN,¹⁰ S. NISSANKE,^{65,14}
 A. NITZ,¹⁰ A. NOACK,¹⁰ F. NOCERA,³⁰ D. NOLTING,⁷ C. NORTH,³⁶ L. K. NUTTALL,³⁶ J. OBERLING,⁴⁷
 G. D. O'DEA,¹⁰⁹ G. H. OGIN,¹⁴⁴ J. J. OH,¹³¹ S. H. OH,¹³¹ F. OHME,¹⁰ M. A. OKADA,¹⁶ M. OLIVER,¹⁰²
 P. OPPERMAN,¹⁰ RICHARD J. ORAM,⁷ B. O'REILLY,⁷ R. ORMISTON,⁴⁵ L. F. ORTEGA,⁵
 R. O'SHAUGHNESSY,⁵⁷ S. OSSOKINE,³⁸ D. J. OTTAWAY,⁷² H. OVERMIER,⁷ B. J. OWEN,⁸³ A. E. PACE,⁶³
 J. PAGE,¹³⁷ M. A. PAGE,⁶⁴ A. PAI,^{116,145} S. A. PAI,⁶⁰ J. R. PALAMOS,⁶⁹ O. PALASHOV,¹²⁸ C. PALOMBA,³⁵
 A. PAL-SINGH,³⁴ HOWARD PAN,⁸⁷ HUANG-WEI PAN,⁸⁷ B. PANG,⁴⁸ P. T. H. PANG,⁹³ C. PANKOW,⁸⁹
 F. PANNARALE,³⁶ B. C. PANT,⁶⁰ F. PAOLETTI,²⁴ A. PAOLI,³⁰ M. A. PAPA,^{38,21,10} A. PARIDA,¹⁹ W. PARKER,⁷
 D. PASCUCCI,⁴⁶ A. PASQUALETTI,³⁰ R. PASSAQUIETI,^{23,24} D. PASSUELLO,²⁴ M. PATIL,¹³³
 B. PATRICELLI,^{146,24} B. L. PEARLSTONE,⁴⁶ M. PEDRAZA,¹ R. PEDURAND,^{26,147} L. PEKOWSKY,⁴⁴ A. PELE,⁷
 S. PENN,¹⁴⁸ C. J. PEREZ,⁴⁷ A. PERRECA,^{1,110,95} L. M. PERRI,⁸⁹ H. P. PFEIFFER,^{90,38} M. PHELPS,⁴⁶
 O. J. PICCINNI,^{97,35} M. PICHOT,⁶⁶ F. PIERGIOVANNI,^{121,122} V. PIERRO,⁹ G. PILLANT,³⁰ L. PINARD,²⁶
 I. M. PINTO,⁹ M. PIRELLO,⁴⁷ M. PITKIN,⁴⁶ M. POE,²¹ R. POGGIANI,^{23,24} P. POPOLIZIO,³⁰ E. K. PORTER,³⁹
 A. POST,¹⁰ J. POWELL,^{46,149} J. PRASAD,¹⁹ J. W. W. PRATT,³⁷ G. PRATTEN,¹⁰² V. PREDOI,³⁶
 T. PRESTEGARD,²¹ M. PRIJATELJ,¹⁰ M. PRINCIPE,⁹ S. PRIVITERA,³⁸ G. A. PRODI,^{110,95} L. G. PROKHOROV,⁶¹
 O. PUNCKEN,¹⁰ M. PUNTURO,⁴³ P. PUPPO,³⁵ M. PÜRRER,³⁸ H. QI,²¹ V. QUETSCHKE,¹⁰³ E. A. QUINTERO,¹
 R. QUITZOW-JAMES,⁶⁹ F. J. RAAB,⁴⁷ D. S. RABELING,²⁵ H. RADKINS,⁴⁷ P. RAFFAI,⁵⁵ S. RAJA,⁶⁰
 C. RAJAN,⁶⁰ B. RAJBHANDARI,⁸³ M. RAKHMANOV,¹⁰³ K. E. RAMIREZ,¹⁰³ A. RAMOS-BUADES,¹⁰²
 P. RAPAGNANI,^{97,35} V. RAYMOND,³⁸ M. RAZZANO,^{23,24} J. READ,²⁹ T. REGIMBAU,⁶⁶ L. REI,⁵⁹ S. REID,⁶²
 D. H. REITZE,^{1,5} W. REN,¹² S. D. REYES,⁴⁴ F. RICCI,^{97,35} P. M. RICKER,¹² S. RIEGER,¹⁰ K. RILES,¹¹⁸
 M. RIZZO,⁵⁷ N. A. ROBERTSON,^{1,46} R. ROBIE,⁴⁶ F. ROBINET,²⁸ A. ROCCHI,³³ L. ROLLAND,⁸

J. G. ROLLINS,¹ V. J. ROMA,⁶⁹ J. D. ROMANO,¹⁰³ R. ROMANO,^{3,4} C. L. ROMEL,⁴⁷ J. H. ROMIE,⁷
D. ROSIŃSKA,^{150,56} M. P. ROSS,¹⁵¹ S. ROWAN,⁴⁶ A. RÜDIGER,¹⁰ P. RUGGI,³⁰ G. RUTINS,²⁷ K. RYAN,⁴⁷
S. SACHDEV,¹ T. SADECKI,⁴⁷ L. SADEGHIAN,²¹ M. SAKELLARIADOU,¹⁵² L. SALCONI,³⁰ M. SALEEM,¹¹⁶
F. SALEMI,¹⁰ A. SAMAJDAR,¹⁴³ L. SAMMUT,⁶ L. M. SAMPSON,⁸⁹ E. J. SANCHEZ,¹ L. E. SANCHEZ,¹
N. SANCHIS-GUAL,⁸⁵ V. SANDBERG,⁴⁷ J. R. SANDERS,⁴⁴ B. SASSOLAS,²⁶ B. S. SATHYAPRAKASH,^{63,36}
P. R. SAULSON,⁴⁴ O. SAUTER,¹¹⁸ R. L. SAVAGE,⁴⁷ A. SAWADSKY,³⁴ P. SCHALE,⁶⁹ M. SCHEEL,⁴⁸
J. SCHEUER,⁸⁹ J. SCHMIDT,¹⁰ P. SCHMIDT,^{1,65} R. SCHNABEL,³⁴ R. M. S. SCHOFIELD,⁶⁹ A. SCHÖNBECK,³⁴
E. SCHREIBER,¹⁰ D. SCHUETTE,^{10,22} B. W. SCHULTE,¹⁰ B. F. SCHUTZ,^{36,10} S. G. SCHWALBE,³⁷ J. SCOTT,⁴⁶
S. M. SCOTT,²⁵ E. SEIDEL,¹² D. SELLERS,⁷ A. S. SENGUPTA,¹⁵³ D. SENTENAC,³⁰ V. SEQUINO,^{32,33,17}
A. SERGEEV,¹²⁸ D. A. SHADDOCK,²⁵ T. J. SHAFFER,⁴⁷ A. A. SHAH,¹³⁷ M. S. SHAHRIAR,⁸⁹
M. B. SHANER,¹⁰⁹ L. SHAO,³⁸ B. SHAPIRO,⁵¹ P. SHAWHAN,⁷⁵ A. SHEPERD,²¹ D. H. SHOEMAKER,¹⁵
D. M. SHOEMAKER,⁷⁶ K. SIELLEZ,⁷⁶ X. SIEMENS,²¹ M. SIENIAWSKA,⁵⁶ D. SIGG,⁴⁷ A. D. SILVA,¹⁶
L. P. SINGER,⁷⁹ A. SINGH,^{38,10,22} A. SINGHAL,^{17,35} A. M. SINTES,¹⁰² B. J. J. SLAGMOLEN,²⁵ B. SMITH,⁷
J. R. SMITH,²⁹ R. J. E. SMITH,^{1,6} S. SOMALA,¹⁵⁴ E. J. SON,¹³¹ J. A. SONNENBERG,²¹ B. SORAZU,⁴⁶
F. SORRENTINO,⁵⁹ T. SOURADEEP,¹⁹ A. P. SPENCER,⁴⁶ A. K. SRIVASTAVA,¹⁰⁵ K. STAATS,³⁷ A. STALEY,⁵⁰
D. STEER,³⁹ M. STEINKE,¹⁰ J. STEINLECHNER,^{34,46} S. STEINLECHNER,³⁴ D. STEINMEYER,¹⁰
S. P. STEVENSON,^{58,149} R. STONE,¹⁰³ D. J. STOPS,⁵⁸ K. A. STRAIN,⁴⁶ G. STRATTA,^{121,122} S. E. STRIGIN,⁶¹
A. STRUNK,⁴⁷ R. STURANI,¹⁵⁵ A. L. STUVER,⁷ T. Z. SUMMERSCALES,¹⁵⁶ L. SUN,⁹⁶ S. SUNIL,¹⁰⁵
J. SURESH,¹⁹ P. J. SUTTON,³⁶ B. L. SWINKELS,³⁰ M. J. SZCZEPAŃCZYK,³⁷ M. TACCA,¹⁴ S. C. TAIT,⁴⁶
C. TALBOT,⁶ D. TALUKDER,⁶⁹ D. B. TANNER,⁵ M. TÁPAI,¹¹⁷ A. TARACCHINI,³⁸ J. D. TASSON,⁷¹
J. A. TAYLOR,¹³⁷ R. TAYLOR,¹ S. V. TEWARI,¹⁴⁸ T. THEEG,¹⁰ F. THIES,¹⁰ E. G. THOMAS,⁵⁸ M. THOMAS,⁷
P. THOMAS,⁴⁷ K. A. THORNE,⁷ E. THRANE,⁶ S. TIWARI,^{17,95} V. TIWARI,³⁶ K. V. TOKMAKOV,⁶²
K. TOLAND,⁴⁶ M. TONELLI,^{23,24} Z. TORNASI,⁴⁶ A. TORRES-FORNÉ,⁸⁵ C. I. TORRIE,¹ D. TÖYRÄ,⁵⁸
F. TRAVASSO,^{30,43} G. TRAYLOR,⁷ J. TRINASTIC,⁵ M. C. TRINGALI,^{110,95} L. TROZZO,^{157,24} K. W. TSANG,¹⁴
M. TSE,¹⁵ R. TSO,¹ L. TSUKADA,⁸¹ D. TSUNA,⁸¹ D. TUYENBAYEV,¹⁰³ K. UENO,²¹ D. UGOLINI,¹⁵⁸
C. S. UNNIKRISHNAN,¹¹⁹ A. L. URBAN,¹ S. A. USMAN,³⁶ H. VAHLBRUCH,²² G. VAJENTE,¹ G. VALDES,²
N. VAN BAKEL,¹⁴ M. VAN BEUZEKOM,¹⁴ J. F. J. VAN DEN BRAND,^{74,14} C. VAN DEN BROECK,¹⁴
D. C. VANDER-HYDE,⁴⁴ L. VAN DER SCHAAF,¹⁴ J. V. VAN HEIJNINGEN,¹⁴ A. A. VAN VEGGEL,⁴⁶
M. VARDARO,^{53,54} V. VARMA,⁴⁸ S. VASS,¹ M. VASÚTH,⁴⁹ A. VECCHIO,⁵⁸ G. VEDOVATO,⁵⁴ J. VEITCH,⁴⁶
P. J. VEITCH,⁷² K. VENKATESWARA,¹⁵¹ G. VENUGOPALAN,¹ D. VERKINDT,⁸ F. VETRANO,^{121,122}
A. VICERÉ,^{121,122} A. D. VIETS,²¹ S. VINCIGUERRA,⁵⁸ D. J. VINE,²⁷ J.-Y. VINET,⁶⁶ S. VITALE,¹⁵ T. VO,⁴⁴
H. VOCCA,^{42,43} C. VORVICK,⁴⁷ S. P. VYATCHANIN,⁶¹ A. R. WADE,¹ L. E. WADE,⁸⁴ M. WADE,⁸⁴
R. WALET,¹⁴ M. WALKER,²⁹ L. WALLACE,¹ S. WALSH,^{38,10,21} G. WANG,^{17,122} H. WANG,⁵⁸ J. Z. WANG,⁶³
W. H. WANG,¹⁰³ Y. F. WANG,⁹³ R. L. WARD,²⁵ J. WARNER,⁴⁷ M. WAS,⁸ J. WATCHI,⁹⁸ B. WEAVER,⁴⁷
L.-W. WEI,^{10,22} M. WEINERT,¹⁰ A. J. WEINSTEIN,¹ R. WEISS,¹⁵ L. WEN,⁶⁴ E. K. WESSEL,¹² P. WESSELS,¹⁰
J. WESTERWECK,¹⁰ T. WESTPHAL,¹⁰ K. WETTE,²⁵ J. T. WHELAN,⁵⁷ S. E. WHITCOMB,¹ B. F. WHITING,⁵
C. WHITTLE,⁶ D. WILKEN,¹⁰ D. WILLIAMS,⁴⁶ R. D. WILLIAMS,¹ A. R. WILLIAMSON,⁶⁵ J. L. WILLIS,^{1,159}
B. WILLKE,^{22,10} M. H. WIMMER,¹⁰ W. WINKLER,¹⁰ C. C. WIPF,¹ H. WITTEL,^{10,22} G. WOAN,⁴⁶
J. WOEHLER,¹⁰ J. WOFFORD,⁵⁷ K. W. K. WONG,⁹³ J. WORDEN,⁴⁷ J. L. WRIGHT,⁴⁶ D. S. WU,¹⁰
D. M. WYSOCKI,⁵⁷ S. XIAO,¹ H. YAMAMOTO,¹ C. C. YANCEY,⁷⁵ L. YANG,¹⁶⁰ M. J. YAP,²⁵ M. YAZBACK,⁵
HANG YU,¹⁵ HAOCUN YU,¹⁵ M. YVERT,⁸ A. ZADROŻNY,¹³² M. ZANOLIN,³⁷ T. ZELENKOVA,³⁰ J.-P. ZENDRI,⁵⁴
M. ZEVIN,⁸⁹ L. ZHANG,¹ M. ZHANG,¹⁴⁰ T. ZHANG,⁴⁶ Y.-H. ZHANG,⁵⁷ C. ZHAO,⁶⁴ M. ZHOU,⁸⁹ Z. ZHOU,⁸⁹
S. J. ZHU,^{38,10} X. J. ZHU,⁶ A. B. ZIMMERMAN,⁹⁰ M. E. ZUCKER,^{1,15} AND J. ZWEIZIG¹

THE LIGO SCIENTIFIC COLLABORATION AND THE VIRGO COLLABORATION

R. J. FOLEY,¹⁶¹ D. A. COULTER,¹⁶¹ M. R. DROUT,^{162,163} D. KASEN,^{164,165} C. D. KILPATRICK,¹⁶¹
B. F. MADORE,¹⁶² A. MURGUIA-BERTHIER,¹⁶¹ Y.-C. PAN,¹⁶¹ A. L. PIRO,¹⁶² J. X. PROCHASKA,¹⁶¹

E. RAMIREZ-RUIZ,^{161, 166} A. REST,¹⁶⁷ C. ROJAS-BRAVO,¹⁶¹ B. J. SHAPPEE,^{162, 168, 169} M. R. SIEBERT,¹⁶¹
J. D. SIMON,¹⁶² AND N. ULLOA¹⁷⁰

THE 1M2H COLLABORATION

J. ANNIS,¹⁷¹ M. SOARES-SANTOS,^{172, 171} D. BROUT,¹⁷³ D. SCOLNIC,¹⁷⁴ H. T. DIEHL,^{171, 171}
J. FRIEMAN,^{171, 174} E. BERGER,¹⁷⁵ K. D. ALEXANDER,¹⁷⁵ S. ALLAM,^{171, 171} E. BALBINOT,¹⁷⁶
P. BLANCHARD,¹⁷⁷ R. E. BUTLER,^{178, 171} R. CHORNOCK,¹⁷⁹ E. R. COOK,^{180, 181} P. COWPERTHWHAITE,¹⁷⁵
A. DRLICA-WAGNER,^{171, 171} M. R. DROUT,^{163, 182} F. DURRET,¹⁸³ T. EFTEKHARI,¹⁷⁷ D. A. FINLEY,¹⁷¹
W. FONG,^{184, 185} C. L. FRYER,¹⁸⁶ J. GARCÍA-BELLIDO,¹⁸⁷ M. S. S. GILL,¹⁸⁸ R. A. GRUENDL,^{189, 190}
C. HANNA,^{191, 190} W. HARTLEY,^{192, 193} K. HERNER,¹⁷¹ D. HUTERER,¹⁹⁴ D. KASEN,¹⁹⁵ R. KESSLER,¹⁷⁴
T. S. LI,¹⁷¹ H. LIN,^{171, 171} P. A. A. LOPES,¹⁹⁶ A. C. C. LOURENÇO,¹⁹⁶ R. MARGUTTI,¹⁹⁷ J. MARRINER,¹⁷¹
J. L. MARSHALL,^{180, 198} T. MATHESON,¹⁹⁹ G. E. MEDINA,²⁰⁰ B. D. METZGER,²⁰¹ R. R. MUÑOZ,²⁰⁰
J. MUIR,²⁰² M. NICHOLL,¹⁷⁵ P. NUGENT,²⁰³ A. PALMESE,¹⁹² F. PAZ-CHINCHÓN,^{190, 190} E. QUATAERT,²⁰⁴
M. SAKO,¹⁷³ M. SAUSEDÁ,¹⁸⁰ D. J. SCHLEGEL,²⁰⁵ L. F. SECCO,¹⁷³ N. SMITH,²⁰⁶ F. SOBREIRA,^{207, 208, 207, 208}
A. STEBBINS,¹⁷¹ V. A. VILLAR,¹⁷⁷ A. K. VIVAS,²⁰⁹ W. WESTER,¹⁷¹ P. K. G. WILLIAMS,¹⁷⁷ B. YANNY,¹⁷¹
A. ZENTENO,²⁰⁹ T. M. C. ABBOTT,²⁰⁹ F. B. ABDALLA,^{192, 210} K. BECHTOL,¹⁸¹ A. BENOIT-LÉVY,^{211, 192, 212}
E. BERTIN,^{211, 212} S. L. BRIDLE,²¹³ D. BROOKS,¹⁹² E. BUCKLEY-GEER,¹⁷¹ D. L. BURKE,^{214, 188}
A. CARNERO ROSELL,^{208, 215} M. CARRASCO KIND,^{189, 190} J. CARRETERO,²¹⁶ F. J. CASTANDER,²¹⁷
C. E. CUNHA,²¹⁴ C. B. D'ANDREA,¹⁷³ L. N. DA COSTA,^{208, 215} C. DAVIS,²¹⁴ D. L. DEPOY,¹⁹⁸ S. DESAI,²¹⁸
J. P. DIETRICH,^{219, 220} J. ESTRADA,¹⁷¹ E. FERNANDEZ,²¹⁶ B. FLAUGHER,¹⁷¹ P. FOSALBA,²¹⁷
E. GAZTANAGA,²¹⁷ D. W. GERDES,^{221, 194} T. GIANNANTONIO,^{222, 223, 224} D. A. GOLDSTEIN,^{225, 203}
D. GRUEN,^{214, 188} G. GUTIERREZ,¹⁷¹ W. G. HARTLEY,^{192, 193} K. HONSCHIED,^{226, 227} B. JAIN,¹⁷³
D. J. JAMES,²²⁸ T. JELTEMA,²²⁹ M. W. G. JOHNSON,¹⁹⁰ S. KENT,^{171, 174} E. KRAUSE,²¹⁴ R. KRON,^{171, 174}
K. KUEHN,²³⁰ S. KUHLMANN,²³¹ N. KUROPATKIN,¹⁷¹ O. LAHAV,¹⁹² M. LIMA,^{232, 208} M. A. G. MAIA,^{208, 215}
M. MARCH,¹⁷³ C. J. MILLER,^{221, 194} R. MIQUEL,^{233, 216} E. NEILSEN,¹⁷¹ B. NORD,¹⁷¹
R. L. C. OGANDO,^{208, 215} A. A. PLAZAS,²³⁴ A. K. ROMER,²³⁵ A. ROODMAN,^{214, 188} E. S. RYKOFF,^{214, 188}
E. SANCHEZ,²³⁶ V. SCARPINE,¹⁷¹ M. SCHUBNELL,¹⁹⁴ I. SEVILLA-NOARBE,²³⁶ M. SMITH,²³⁷ R. C. SMITH,²⁰⁹
E. SUCHYTA,²³⁸ G. TARLE,¹⁹⁴ D. THOMAS,²³⁹ R. C. THOMAS,²⁰³ M. A. TROXEL,^{226, 227} D. L. TUCKER,¹⁷¹
V. VIKRAM,²³¹ A. R. WALKER,²⁰⁹ J. WELLER,^{219, 240, 224} AND Y. ZHANG¹⁷¹

THE DARK ENERGY CAMERA GW-EM COLLABORATION AND THE DES COLLABORATION

J. B. HAISLIP,²⁴¹ V. V. KROUPRIANOV,²⁴¹ D. E. REICHAERT,²⁴¹ L. TARTAGLIA,^{242, 243} D. J. SAND,²⁴²
S. VALENTI,²⁴³ AND S. YANG^{243, 244, 245}

THE DLT40 COLLABORATION

IAIR ARCAVI,^{246, 247} GRIFFIN HOSSEINZADEH,^{246, 247} D. ANDREW HOWELL,^{246, 247} CURTIS MCCULLY,^{246, 247}
DOVI POZNANSKI,²⁴⁸ AND SERGIY VASYLYEV^{246, 247}

THE LAS CUMBRES OBSERVATORY COLLABORATION

N. R. TANVIR,²⁴⁹ A. J. LEVAN,²⁵⁰ J. HJORTH,²⁵¹ Z. CANO,²⁵² C. COPPERWHEAT,²⁵³
A. DE UGARTE-POSTIGO,²⁵² P.A. EVANS,²⁴⁹ J.P.U. FYNBO,²⁵¹ C. GONZÁLEZ-FERNÁNDEZ,²⁵⁴
J. GREINER,²⁵⁵ M. IRWIN,²⁵⁴ J. LYMAN,²⁵⁰ I. MANDEL,²⁵⁶ R. MCMAHON,²⁵⁴ B. MILVANG-JENSEN,²⁵¹
P. O'BRIEN,²⁴⁹ J. P. OSBORNE,²⁴⁹ D. A. PERLEY,²⁵³ E. PIAN,²⁵⁷ E. PALAZZI,²⁵⁷ E. ROL,²⁵⁸ S. ROSETTI,²⁴⁹
S. ROSSWOG,²⁵⁹ A. ROWLINSON,^{260, 261} S. SCHULZE,²⁶² D.T.H. STEEGHS,²⁵⁰ C.C. THÖNE,²⁵²
K. ULACZYK,²⁵⁰ D. WATSON,²⁵¹ AND K. WIERSEMA^{249, 250}

THE VINROUGE COLLABORATION

V.M. LIPUNOV,^{263, 264} E. GORBOVSKOY,²⁶⁴ V.G. KORNILOV,^{263, 264} N. TYURINA,²⁶⁴ P. BALANUTSA,²⁶⁴
D. VLASENKO,^{263, 264} I. GORBUNOV,²⁶⁴ R. PODESTA,²⁶⁵ H. LEVATO,²⁶⁶ C. SAFFE,²⁶⁶ D.A.H. BUCKLEY,²⁶⁷
N.M. BUDNEV,²⁶⁸ O. GRESS,^{268, 264} V. YURKOV,²⁶⁹ R. REBOLO,²⁷⁰ AND M. SERRA-RICART²⁷⁰

THE MASTER COLLABORATION

- ¹LIGO, California Institute of Technology, Pasadena, CA 91125, USA
- ²Louisiana State University, Baton Rouge, LA 70803, USA
- ³Università di Salerno, Fisciano, I-84084 Salerno, Italy
- ⁴INFN, Sezione di Napoli, Complesso Universitario di Monte S. Angelo, I-80126 Napoli, Italy
- ⁵University of Florida, Gainesville, FL 32611, USA
- ⁶OzGrav, School of Physics & Astronomy, Monash University, Clayton 3800, Victoria, Australia
- ⁷LIGO Livingston Observatory, Livingston, LA 70754, USA
- ⁸Laboratoire d'Annecy-le-Vieux de Physique des Particules (LAPP), Université Savoie Mont Blanc, CNRS/IN2P3, F-74941 Annecy, France
- ⁹University of Sannio at Benevento, I-82100 Benevento, Italy and INFN, Sezione di Napoli, I-80100 Napoli, Italy
- ¹⁰Max Planck Institute for Gravitational Physics (Albert Einstein Institute), D-30167 Hannover, Germany
- ¹¹The University of Mississippi, University, MS 38677, USA
- ¹²NCSA, University of Illinois at Urbana-Champaign, Urbana, IL 61801, USA
- ¹³University of Cambridge, Cambridge CB2 1TN, United Kingdom
- ¹⁴Nikhef, Science Park, 1098 XG Amsterdam, The Netherlands
- ¹⁵LIGO, Massachusetts Institute of Technology, Cambridge, MA 02139, USA
- ¹⁶Instituto Nacional de Pesquisas Espaciais, 12227-010 São José dos Campos, São Paulo, Brazil
- ¹⁷Gran Sasso Science Institute (GSSI), I-67100 L'Aquila, Italy
- ¹⁸INFN, Laboratori Nazionali del Gran Sasso, I-67100 Assergi, Italy
- ¹⁹Inter-University Centre for Astronomy and Astrophysics, Pune 411007, India
- ²⁰International Centre for Theoretical Sciences, Tata Institute of Fundamental Research, Bengaluru 560089, India
- ²¹University of Wisconsin-Milwaukee, Milwaukee, WI 53201, USA
- ²²Leibniz Universität Hannover, D-30167 Hannover, Germany
- ²³Università di Pisa, I-56127 Pisa, Italy
- ²⁴INFN, Sezione di Pisa, I-56127 Pisa, Italy
- ²⁵OzGrav, Australian National University, Canberra, Australian Capital Territory 0200, Australia
- ²⁶Laboratoire des Matériaux Avancés (LMA), CNRS/IN2P3, F-69622 Villeurbanne, France
- ²⁷SUPA, University of the West of Scotland, Paisley PA1 2BE, United Kingdom
- ²⁸LAL, Univ. Paris-Sud, CNRS/IN2P3, Université Paris-Saclay, F-91898 Orsay, France
- ²⁹California State University Fullerton, Fullerton, CA 92831, USA
- ³⁰European Gravitational Observatory (EGO), I-56021 Cascina, Pisa, Italy
- ³¹Chennai Mathematical Institute, Chennai 603103, India
- ³²Università di Roma Tor Vergata, I-00133 Roma, Italy
- ³³INFN, Sezione di Roma Tor Vergata, I-00133 Roma, Italy
- ³⁴Universität Hamburg, D-22761 Hamburg, Germany
- ³⁵INFN, Sezione di Roma, I-00185 Roma, Italy
- ³⁶Cardiff University, Cardiff CF24 3AA, United Kingdom
- ³⁷Embry-Riddle Aeronautical University, Prescott, AZ 86301, USA
- ³⁸Max Planck Institute for Gravitational Physics (Albert Einstein Institute), D-14476 Potsdam-Golm, Germany
- ³⁹APC, AstroParticule et Cosmologie, Université Paris Diderot, CNRS/IN2P3, CEA/Irfu, Observatoire de Paris, Sorbonne Paris Cité, F-75205 Paris Cedex 13, France
- ⁴⁰Korea Institute of Science and Technology Information, Daejeon 34141, Korea
- ⁴¹West Virginia University, Morgantown, WV 26506, USA
- ⁴²Università di Perugia, I-06123 Perugia, Italy
- ⁴³INFN, Sezione di Perugia, I-06123 Perugia, Italy
- ⁴⁴Syracuse University, Syracuse, NY 13244, USA
- ⁴⁵University of Minnesota, Minneapolis, MN 55455, USA
- ⁴⁶SUPA, University of Glasgow, Glasgow G12 8QQ, United Kingdom
- ⁴⁷LIGO Hanford Observatory, Richland, WA 99352, USA
- ⁴⁸Caltech CaRT, Pasadena, CA 91125, USA

- ⁴⁹Wigner RCP, RMKI, H-1121 Budapest, Konkoly Thege Miklós út 29-33, Hungary
- ⁵⁰Columbia University, New York, NY 10027, USA
- ⁵¹Stanford University, Stanford, CA 94305, USA
- ⁵²Università di Camerino, Dipartimento di Fisica, I-62032 Camerino, Italy
- ⁵³Università di Padova, Dipartimento di Fisica e Astronomia, I-35131 Padova, Italy
- ⁵⁴INFN, Sezione di Padova, I-35131 Padova, Italy
- ⁵⁵Institute of Physics, Eötvös University, Pázmány P. s. 1/A, Budapest 1117, Hungary
- ⁵⁶Nicolaus Copernicus Astronomical Center, Polish Academy of Sciences, 00-716, Warsaw, Poland
- ⁵⁷Rochester Institute of Technology, Rochester, NY 14623, USA
- ⁵⁸University of Birmingham, Birmingham B15 2TT, United Kingdom
- ⁵⁹INFN, Sezione di Genova, I-16146 Genova, Italy
- ⁶⁰RRCAT, Indore MP 452013, India
- ⁶¹Faculty of Physics, Lomonosov Moscow State University, Moscow 119991, Russia
- ⁶²SUPA, University of Strathclyde, Glasgow G1 1XQ, United Kingdom
- ⁶³The Pennsylvania State University, University Park, PA 16802, USA
- ⁶⁴OzGrav, University of Western Australia, Crawley, Western Australia 6009, Australia
- ⁶⁵Department of Astrophysics/IMAPP, Radboud University Nijmegen, P.O. Box 9010, 6500 GL Nijmegen, The Netherlands
- ⁶⁶Artemis, Université Côte d'Azur, Observatoire Côte d'Azur, CNRS, CS 34229, F-06304 Nice Cedex 4, France
- ⁶⁷Institut FOTON, CNRS, Université de Rennes 1, F-35042 Rennes, France
- ⁶⁸Washington State University, Pullman, WA 99164, USA
- ⁶⁹University of Oregon, Eugene, OR 97403, USA
- ⁷⁰Laboratoire Kastler Brossel, UPMC-Sorbonne Universités, CNRS, ENS-PSL Research University, Collège de France, F-75005 Paris, France
- ⁷¹Carleton College, Northfield, MN 55057, USA
- ⁷²OzGrav, University of Adelaide, Adelaide, South Australia 5005, Australia
- ⁷³Astronomical Observatory Warsaw University, 00-478 Warsaw, Poland
- ⁷⁴VU University Amsterdam, 1081 HV Amsterdam, The Netherlands
- ⁷⁵University of Maryland, College Park, MD 20742, USA
- ⁷⁶Center for Relativistic Astrophysics, Georgia Institute of Technology, Atlanta, GA 30332, USA
- ⁷⁷Université Claude Bernard Lyon 1, F-69622 Villeurbanne, France
- ⁷⁸Università di Napoli 'Federico II,' Complesso Universitario di Monte S. Angelo, I-80126 Napoli, Italy
- ⁷⁹NASA Goddard Space Flight Center, Greenbelt, MD 20771, USA
- ⁸⁰Dipartimento di Fisica, Università degli Studi di Genova, I-16146 Genova, Italy
- ⁸¹RESCEU, University of Tokyo, Tokyo, 113-0033, Japan.
- ⁸²Tsinghua University, Beijing 100084, China
- ⁸³Texas Tech University, Lubbock, TX 79409, USA
- ⁸⁴Kenyon College, Gambier, OH 43022, USA
- ⁸⁵Departamento de Astronomía y Astrofísica, Universitat de València, E-46100 Burjassot, València, Spain
- ⁸⁶Museo Storico della Fisica e Centro Studi e Ricerche Enrico Fermi, I-00184 Roma, Italy
- ⁸⁷National Tsing Hua University, Hsinchu City, 30013 Taiwan, Republic of China
- ⁸⁸Charles Sturt University, Wagga Wagga, New South Wales 2678, Australia
- ⁸⁹Center for Interdisciplinary Exploration & Research in Astrophysics (CIERA), Northwestern University, Evanston, IL 60208, USA
- ⁹⁰Canadian Institute for Theoretical Astrophysics, University of Toronto, Toronto, Ontario M5S 3H8, Canada
- ⁹¹University of Chicago, Chicago, IL 60637, USA
- ⁹²Pusan National University, Busan 46241, Korea
- ⁹³The Chinese University of Hong Kong, Shatin, NT, Hong Kong
- ⁹⁴INAF, Osservatorio Astronomico di Padova, I-35122 Padova, Italy
- ⁹⁵INFN, Trento Institute for Fundamental Physics and Applications, I-38123 Povo, Trento, Italy
- ⁹⁶OzGrav, University of Melbourne, Parkville, Victoria 3010, Australia
- ⁹⁷Università di Roma 'La Sapienza,' I-00185 Roma, Italy
- ⁹⁸Université Libre de Bruxelles, Brussels 1050, Belgium
- ⁹⁹Sonoma State University, Rohnert Park, CA 94928, USA
- ¹⁰⁰Departamento de Matemáticas, Universitat de València, E-46100 Burjassot, València, Spain

- ¹⁰¹ *Montana State University, Bozeman, MT 59717, USA*
- ¹⁰² *Universitat de les Illes Balears, IAC3—IEEC, E-07122 Palma de Mallorca, Spain*
- ¹⁰³ *The University of Texas Rio Grande Valley, Brownsville, TX 78520, USA*
- ¹⁰⁴ *Bellevue College, Bellevue, WA 98007, USA*
- ¹⁰⁵ *Institute for Plasma Research, Bhat, Gandhinagar 382428, India*
- ¹⁰⁶ *The University of Sheffield, Sheffield S10 2TN, United Kingdom*
- ¹⁰⁷ *Dipartimento di Scienze Matematiche, Fisiche e Informatiche, Università di Parma, I-43124 Parma, Italy*
- ¹⁰⁸ *INFN, Sezione di Milano Bicocca, Gruppo Collegato di Parma, I-43124 Parma, Italy*
- ¹⁰⁹ *California State University, Los Angeles, 5151 State University Dr, Los Angeles, CA 90032, USA*
- ¹¹⁰ *Università di Trento, Dipartimento di Fisica, I-38123 Povo, Trento, Italy*
- ¹¹¹ *Montclair State University, Montclair, NJ 07043, USA*
- ¹¹² *National Astronomical Observatory of Japan, 2-21-1 Osawa, Mitaka, Tokyo 181-8588, Japan*
- ¹¹³ *Observatori Astronòmic, Universitat de València, E-46980 Paterna, València, Spain*
- ¹¹⁴ *School of Mathematics, University of Edinburgh, Edinburgh EH9 3FD, United Kingdom*
- ¹¹⁵ *University and Institute of Advanced Research, Koba Institutional Area, Gandhinagar Gujarat 382007, India*
- ¹¹⁶ *IISER-TVM, CET Campus, Trivandrum Kerala 695016, India*
- ¹¹⁷ *University of Szeged, Dóm tér 9, Szeged 6720, Hungary*
- ¹¹⁸ *University of Michigan, Ann Arbor, MI 48109, USA*
- ¹¹⁹ *Tata Institute of Fundamental Research, Mumbai 400005, India*
- ¹²⁰ *INAF, Osservatorio Astronomico di Capodimonte, I-80131, Napoli, Italy*
- ¹²¹ *Università degli Studi di Urbino ‘Carlo Bo,’ I-61029 Urbino, Italy*
- ¹²² *INFN, Sezione di Firenze, I-50019 Sesto Fiorentino, Firenze, Italy*
- ¹²³ *Physik-Institut, University of Zurich, Winterthurerstrasse 190, 8057 Zurich, Switzerland*
- ¹²⁴ *American University, Washington, D.C. 20016, USA*
- ¹²⁵ *University of Białystok, 15-424 Białystok, Poland*
- ¹²⁶ *University of Southampton, Southampton SO17 1BJ, United Kingdom*
- ¹²⁷ *University of Washington Bothell, 18115 Campus Way NE, Bothell, WA 98011, USA*
- ¹²⁸ *Institute of Applied Physics, Nizhny Novgorod, 603950, Russia*
- ¹²⁹ *Korea Astronomy and Space Science Institute, Daejeon 34055, Korea*
- ¹³⁰ *Inje University Gimhae, South Gyeongsang 50834, Korea*
- ¹³¹ *National Institute for Mathematical Sciences, Daejeon 34047, Korea*
- ¹³² *NCBJ, 05-400 Świerk-Otwock, Poland*
- ¹³³ *Institute of Mathematics, Polish Academy of Sciences, 00656 Warsaw, Poland*
- ¹³⁴ *Hillsdale College, Hillsdale, MI 49242, USA*
- ¹³⁵ *Hanyang University, Seoul 04763, Korea*
- ¹³⁶ *Seoul National University, Seoul 08826, Korea*
- ¹³⁷ *NASA Marshall Space Flight Center, Huntsville, AL 35811, USA*
- ¹³⁸ *ESPCI, CNRS, F-75005 Paris, France*
- ¹³⁹ *Southern University and A&M College, Baton Rouge, LA 70813, USA*
- ¹⁴⁰ *College of William and Mary, Williamsburg, VA 23187, USA*
- ¹⁴¹ *Centre Scientifique de Monaco, 8 quai Antoine 1er, MC-98000, Monaco*
- ¹⁴² *Indian Institute of Technology Madras, Chennai 600036, India*
- ¹⁴³ *IISER-Kolkata, Mohanpur, West Bengal 741252, India*
- ¹⁴⁴ *Whitman College, 345 Boyer Avenue, Walla Walla, WA 99362 USA*
- ¹⁴⁵ *Indian Institute of Technology Bombay, Powai, Mumbai, Maharashtra 400076, India*
- ¹⁴⁶ *Scuola Normale Superiore, Piazza dei Cavalieri 7, I-56126 Pisa, Italy*
- ¹⁴⁷ *Université de Lyon, F-69361 Lyon, France*
- ¹⁴⁸ *Hobart and William Smith Colleges, Geneva, NY 14456, USA*
- ¹⁴⁹ *OzGrav, Swinburne University of Technology, Hawthorn VIC 3122, Australia*
- ¹⁵⁰ *Janusz Gil Institute of Astronomy, University of Zielona Góra, 65-265 Zielona Góra, Poland*
- ¹⁵¹ *University of Washington, Seattle, WA 98195, USA*
- ¹⁵² *King’s College London, University of London, London WC2R 2LS, United Kingdom*
- ¹⁵³ *Indian Institute of Technology, Gandhinagar Ahmedabad Gujarat 382424, India*
- ¹⁵⁴ *Indian Institute of Technology Hyderabad, Sangareddy, Khandi, Telangana 502285, India*

- ¹⁵⁵*International Institute of Physics, Universidade Federal do Rio Grande do Norte, Natal RN 59078-970, Brazil*
- ¹⁵⁶*Andrews University, Berrien Springs, MI 49104, USA*
- ¹⁵⁷*Università di Siena, I-53100 Siena, Italy*
- ¹⁵⁸*Trinity University, San Antonio, TX 78212, USA*
- ¹⁵⁹*Abilene Christian University, Abilene, TX 79699, USA*
- ¹⁶⁰*Colorado State University, Fort Collins, CO 80523, USA*
- ¹⁶¹*Department of Astronomy and Astrophysics, University of California, Santa Cruz, CA 95064, USA*
- ¹⁶²*The Observatories of the Carnegie Institution for Science, 813 Santa Barbara Street, Pasadena, CA 91101*
- ¹⁶³*Hubble and Carnegie-Dunlap Fellow*
- ¹⁶⁴*Nuclear Science Division, Lawrence Berkeley National Laboratory, Berkeley, CA 94720, USA*
- ¹⁶⁵*Departments of Physics and Astronomy, University of California, Berkeley, CA 94720, USA*
- ¹⁶⁶*Dark Cosmology Centre, Niels Bohr Institute, University of Copenhagen, Blegdamsvej 17, 2100 Copenhagen, Denmark*
- ¹⁶⁷*Space Telescope Science Institute, 3700 San Martin Drive, Baltimore, MD 21218*
- ¹⁶⁸*Institute for Astronomy, University of Hawai'i, 2680 Woodlawn Drive, Honolulu, HI 96822, USA*
- ¹⁶⁹*Hubble and Carnegie-Princeton Fellow*
- ¹⁷⁰*Departamento de Física y Astronomía, Universidad de La Serena, La Serena, Chile*
- ¹⁷¹*Fermi National Accelerator Laboratory, P. O. Box 500, Batavia, IL 60510, USA*
- ¹⁷²*Department of Physics, Brandeis University, Waltham MA, USA*
- ¹⁷³*Department of Physics and Astronomy, University of Pennsylvania, Philadelphia, PA 19104, USA*
- ¹⁷⁴*Kavli Institute for Cosmological Physics, University of Chicago, Chicago, IL 60637, USA*
- ¹⁷⁵*Harvard-Smithsonian Center for Astrophysics, 60 Garden Street, Cambridge, Massachusetts 02138, USA*
- ¹⁷⁶*Department of Physics, University of Surrey, Guildford, GU2 7XH, UK*
- ¹⁷⁷*Harvard-Smithsonian Center for Astrophysics, 60 Garden Street, Cambridge, MA 02138, USA*
- ¹⁷⁸*Department of Astronomy, Indiana University, 727 E. Third Street, Bloomington, IN 47405, USA*
- ¹⁷⁹*Astrophysical Institute, Department of Physics and Astronomy, 251B Clippinger Lab, Ohio University, Athens, OH 45701, USA*
- ¹⁸⁰*George P. and Cynthia Woods Mitchell Institute for Fundamental Physics and Astronomy, and Department of Physics and Astronomy, Texas A&M University, College Station, TX 77843, USA*
- ¹⁸¹*LSST, 933 North Cherry Avenue, Tucson, AZ 85721, USA*
- ¹⁸²*The Observatories of the Carnegie Institution for Science, 813 Santa Barbara St., Pasadena, CA 91101, USA*
- ¹⁸³*Institut d'Astrophysique de Paris (UMR7095: CNRS & UPMC), 98 bis Bd Arago, F-75014, Paris, France*
- ¹⁸⁴*Center for Interdisciplinary Exploration and Research in Astrophysics (CIERA) and Department of Physics and Astronomy, Northwestern University, Evanston, IL 60208, USA*
- ¹⁸⁵*Hubble Fellow*
- ¹⁸⁶*Center for Theoretical Astrophysics, Los Alamos National Laboratory, Los Alamos, NM 87544*
- ¹⁸⁷*Instituto de Física Teórica UAM/CSIC, Universidad Autónoma de Madrid, 28049 Madrid, Spain*
- ¹⁸⁸*SLAC National Accelerator Laboratory, Menlo Park, CA 94025, USA*
- ¹⁸⁹*Department of Astronomy, University of Illinois, 1002 W. Green Street, Urbana, IL 61801, USA*
- ¹⁹⁰*National Center for Supercomputing Applications, 1205 West Clark St., Urbana, IL 61801, USA*
- ¹⁹¹*Department of Physics and Astronomy & Astrophysics, The Pennsylvania State University, University Park, PA 16802, USA*
- ¹⁹²*Department of Physics & Astronomy, University College London, Gower Street, London, WC1E 6BT, UK*
- ¹⁹³*Department of Physics, ETH Zurich, Wolfgang-Pauli-Strasse 16, CH-8093 Zurich, Switzerland*
- ¹⁹⁴*Department of Physics, University of Michigan, Ann Arbor, MI 48109, USA*
- ¹⁹⁵*Departments of Physics and Astronomy, and Theoretical Astrophysics Center, University of California, Berkeley, CA 94720-7300, USA*
- ¹⁹⁶*Observatório do Valongo, Universidade Federal do Rio de Janeiro, Ladeira do Pedro Antônio 43, Rio de Janeiro, RJ, 20080-090, Brazil*
- ¹⁹⁷*Center for Interdisciplinary Exploration and Research in Astrophysics (CIERA) and Department of Physics and Astronomy, Northwestern University, Evanston, IL 60208*
- ¹⁹⁸*George P. and Cynthia Woods Mitchell Institute for Fundamental Physics and Astronomy, and Department of Physics and Astronomy, Texas A&M University, College Station, TX 77843, USA*
- ¹⁹⁹*National Optical Astronomy Observatory, 950 North Cherry Avenue, Tucson, AZ 85719, USA*
- ²⁰⁰*Departamento de Astronomía, Universidad de Chile, Camino del Observatorio 1515, Las Condes, Santiago, Chile*
- ²⁰¹*Department of Physics and Columbia Astrophysics Laboratory, Columbia University, New York, NY 10027, USA*
- ²⁰²*Department of Physics, University of Michigan, 450 Church St, Ann Arbor, MI 48109-1040*

- ²⁰³ Lawrence Berkeley National Laboratory, 1 Cyclotron Road, Berkeley, CA 94720, USA
- ²⁰⁴ Department of Astronomy & Theoretical Astrophysics Center, University of California, Berkeley, CA 94720-3411, USA
- ²⁰⁵ Physics Division, Lawrence Berkeley National Laboratory, Berkeley, CA 94720-8160, USA
- ²⁰⁶ Steward Observatory, University of Arizona, 933 N. Cherry Ave., Tucson, AZ 85721
- ²⁰⁷ Instituto de Física Gleb Wataghin, Universidade Estadual de Campinas, 13083-859, Campinas, SP, Brazil
- ²⁰⁸ Laboratório Interinstitucional de e-Astronomia - LIneA, Rua Gal. José Cristino 77, Rio de Janeiro, RJ - 20921-400, Brazil
- ²⁰⁹ Cerro Tololo Inter-American Observatory, National Optical Astronomy Observatory, Casilla 603, La Serena, Chile
- ²¹⁰ Department of Physics and Electronics, Rhodes University, PO Box 94, Grahamstown, 6140, South Africa
- ²¹¹ CNRS, UMR 7095, Institut d'Astrophysique de Paris, F-75014, Paris, France
- ²¹² Sorbonne Universités, UPMC Univ Paris 06, UMR 7095, Institut d'Astrophysique de Paris, F-75014, Paris, France
- ²¹³ Jodrell Bank Center for Astrophysics, School of Physics and Astronomy, University of Manchester, Oxford Road, Manchester, M13 9PL, UK
- ²¹⁴ Kavli Institute for Particle Astrophysics & Cosmology, P. O. Box 2450, Stanford University, Stanford, CA 94305, USA
- ²¹⁵ Observatório Nacional, Rua Gal. José Cristino 77, Rio de Janeiro, RJ - 20921-400, Brazil
- ²¹⁶ Institut de Física d'Altes Energies (IFAE), The Barcelona Institute of Science and Technology, Campus UAB, 08193 Bellaterra (Barcelona) Spain
- ²¹⁷ Institute of Space Sciences, IEEC-CSIC, Campus UAB, Carrer de Can Magrans, s/n, 08193 Barcelona, Spain
- ²¹⁸ Department of Physics, IIT Hyderabad, Kandi, Telangana 502285, India
- ²¹⁹ Excellence Cluster Universe, Boltzmannstr. 2, 85748 Garching, Germany
- ²²⁰ Faculty of Physics, Ludwig-Maximilians-Universität, Scheinerstr. 1, 81679 Munich, Germany
- ²²¹ Department of Astronomy, University of Michigan, Ann Arbor, MI 48109, USA
- ²²² Institute of Astronomy, University of Cambridge, Madingley Road, Cambridge CB3 0HA, UK
- ²²³ Kavli Institute for Cosmology, University of Cambridge, Madingley Road, Cambridge CB3 0HA, UK
- ²²⁴ Universitäts-Sternwarte, Fakultät für Physik, Ludwig-Maximilians Universität München, Scheinerstr. 1, 81679 München, Germany
- ²²⁵ Department of Astronomy, University of California, Berkeley, 501 Campbell Hall, Berkeley, CA 94720, USA
- ²²⁶ Center for Cosmology and Astro-Particle Physics, The Ohio State University, Columbus, OH 43210, USA
- ²²⁷ Department of Physics, The Ohio State University, Columbus, OH 43210, USA
- ²²⁸ Astronomy Department, University of Washington, Box 351580, Seattle, WA 98195, USA
- ²²⁹ Santa Cruz Institute for Particle Physics, Santa Cruz, CA 95064, USA
- ²³⁰ Australian Astronomical Observatory, North Ryde, NSW 2113, Australia
- ²³¹ Argonne National Laboratory, 9700 South Cass Avenue, Lemont, IL 60439, USA
- ²³² Departamento de Física Matemática, Instituto de Física, Universidade de São Paulo, CP 66318, São Paulo, SP, 05314-970, Brazil
- ²³³ Institució Catalana de Recerca i Estudis Avançats, E-08010 Barcelona, Spain
- ²³⁴ Jet Propulsion Laboratory, California Institute of Technology, 4800 Oak Grove Dr., Pasadena, CA 91109, USA
- ²³⁵ Department of Physics and Astronomy, Pevensey Building, University of Sussex, Brighton, BN1 9QH, UK
- ²³⁶ Centro de Investigaciones Energéticas, Medioambientales y Tecnológicas (CIEMAT), Madrid, Spain
- ²³⁷ School of Physics and Astronomy, University of Southampton, Southampton, SO17 1BJ, UK
- ²³⁸ Computer Science and Mathematics Division, Oak Ridge National Laboratory, Oak Ridge, TN 37831
- ²³⁹ Institute of Cosmology & Gravitation, University of Portsmouth, Portsmouth, PO1 3FX, UK
- ²⁴⁰ Max Planck Institute for Extraterrestrial Physics, Giessenbachstrasse, 85748 Garching, Germany
- ²⁴¹ Department of Physics and Astronomy, University of North Carolina at Chapel Hill, Chapel Hill, NC, 27599, USA
- ²⁴² Department of Astronomy and Steward Observatory, University of Arizona, 933 N Cherry Ave, Tucson, AZ 85719, USA
- ²⁴³ Department of Physics, University of California, 1 Shields Avenue, Davis, CA 95616-5270, USA
- ²⁴⁴ Department of Physics and Astronomy, University of Padova, Via 8 Febbraio, 2-35122 Padova, Italy
- ²⁴⁵ INAF Osservatorio Astronomico di Padova, Vicolo della Osservatorio 5, I-35122 Padova, Italy
- ²⁴⁶ Department of Physics, University of California, Santa Barbara, CA 93106-9530, USA
- ²⁴⁷ Las Cumbres Observatory, 6740 Cortona Dr Ste 102, Goleta, CA 93117-5575, USA
- ²⁴⁸ School of Physics and Astronomy, Tel Aviv University, Tel Aviv 69978, Israel
- ²⁴⁹ Department of Physics and Astronomy, University of Leicester, University Road, Leicester, LE1 7RH, UK
- ²⁵⁰ Department of Physics, University of Warwick, Coventry, CV4 7AL, UK
- ²⁵¹ DARK, Niels Bohr Institute, University of Copenhagen, Juliane Maries Vej 30, 2100 Copenhagen Ø, Denmark
- ²⁵² Instituto de Astrofísica de Andalucía (IAA-CSIC), Glorieta de la Astronomía s/n, 18008 Granada, Spain

- ²⁵³*Astrophysics Research Institute, Liverpool John Moores University, IC2, Liverpool Science Park, 146 Brownlow Hill, Liverpool L3 5RF*
- ²⁵⁴*Institute of Astronomy, University of Cambridge, Madingley Road, Cambridge, CB3 0HA, United Kingdom*
- ²⁵⁵*Max-Planck-Institut für extraterrestrische Physik, 85740 Garching, Giessenbachstr. 1, Germany*
- ²⁵⁶*Birmingham Institute for Gravitational Wave Astronomy and School of Physics and Astronomy, University of Birmingham, Birmingham, B15 2TT, UK*
- ²⁵⁷*INAF, Institute of Space Astrophysics and Cosmic Physics, Via Gobetti 101, I-40129 Bologna, Italy*
- ²⁵⁸*School of Physics and Astronomy, Monash University, VIC 3800, Australia; Monash Centre for Astrophysics, Monash University, VIC 3800, Australia*
- ²⁵⁹*The Oskar Klein Centre, Department of Astronomy, AlbaNova, Stockholm University, SE-106 91 Stockholm, Sweden*
- ²⁶⁰*Anton Pannekoek Institute, University of Amsterdam, Science Park 904, 1098 XH Amsterdam, the Netherlands*
- ²⁶¹*ASTRON, the Netherlands Institute for Radio Astronomy, Postbus 2, 7990 AA Dwingeloo, the Netherlands*
- ²⁶²*Department of Particle Physics and Astrophysics, Weizmann Institute of Science, 76100, Rehovot, Israel*
- ²⁶³*M.V.Lomonosov Moscow State University, Physics Department, Leninskie gory, GSP-1, Moscow, 119991, Russia*
- ²⁶⁴*M.V.Lomonosov Moscow State University, Sternberg Astronomical Institute, Universitetsky pr., 13, Moscow, 119234, Russia*
- ²⁶⁵*Observatorio Astronomico Felix Aguilar (OAFa), National University of San Juan, Argentina*
- ²⁶⁶*Instituto de Ciencias Astronomicas, de la Tierra y del Espacio (ICATE), San Juan, Argentina*
- ²⁶⁷*South African Astrophysical Observatory, PO Box 9, 7935 Observatory, Cape Town, South Africa*
- ²⁶⁸*Irkutsk State University, Applied Physics Institute, 20, Gagarin blvd, 664003, Irkutsk, Russia*
- ²⁶⁹*Blagoveschensk State Pedagogical University, Lenin str., 104, Amur Region, Blagoveschensk 675000*
- ²⁷⁰*Instituto de Astrofísica de Canarias Via Lactea, s/n E38205 - La Laguna (Tenerife), Spain*

* Deceased, February 2017.

† Deceased, December 2016.