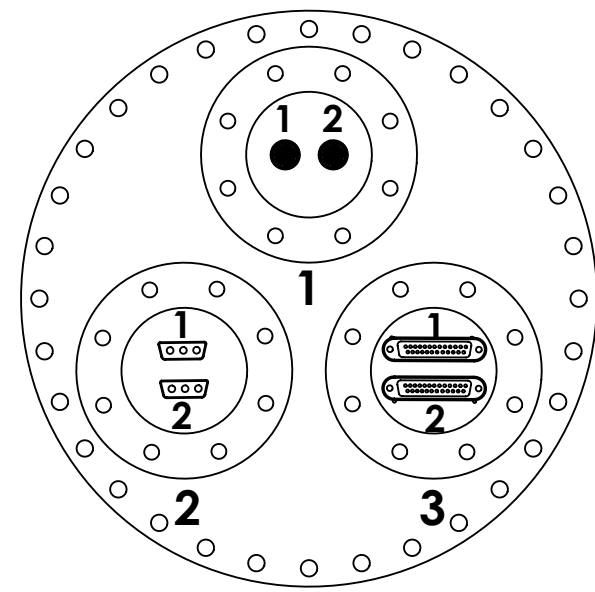
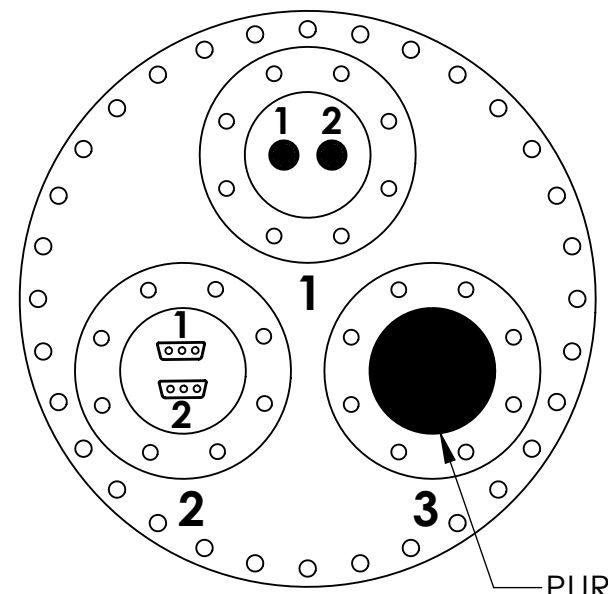


1. FOR A COMPLETE EXPLANATION OF FLANGE DESIGNATORS, FLANGE NAMING CONVENTIONS AND SUBFLANGE TYPE, SEE LIGO D1101775.  
 2. SEE G1000125 FOR HAM ISI SYSTEM ORIENTATION WITH RESPECT TO VACUUM CHAMBER AND IFO GLOBAL COORDINATE SYSTEM

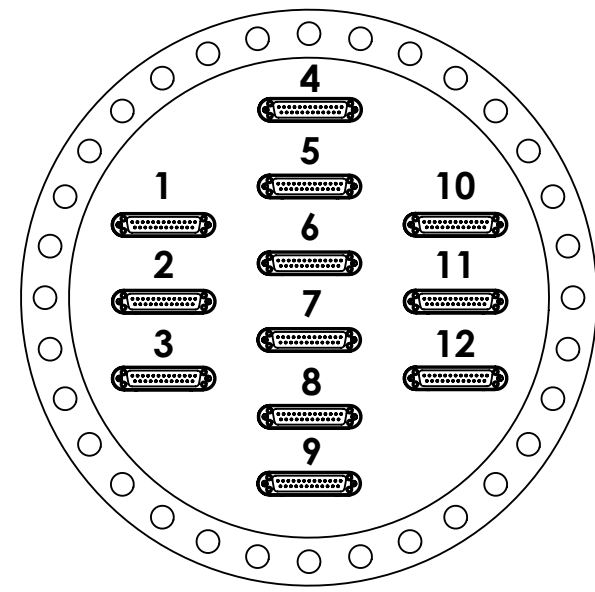
③ IN THIS WE INCLUDE: 3 - DCPD, 1 - BEAM DIVERTER, 1 - TRANSLATION STAGE.



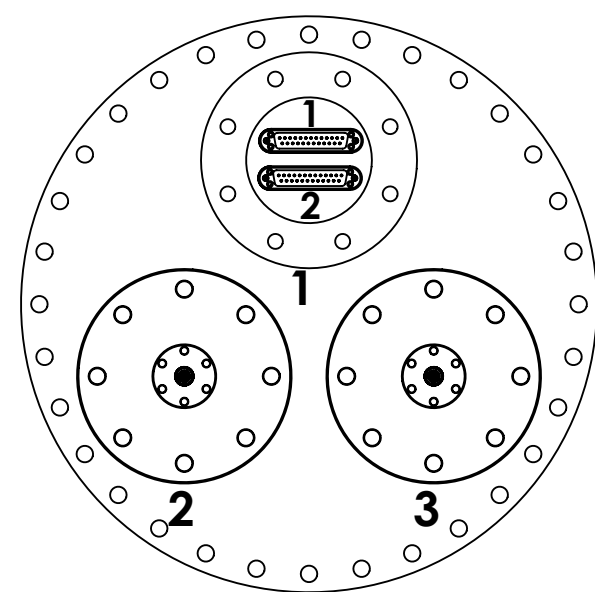
DETAIL A  
(D1, D4 CONFIGURATION)



DETAIL B  
(D2 CONFIGURATION)



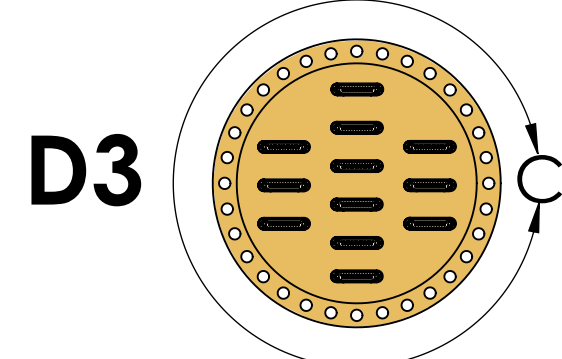
DETAIL C  
(D3, D5, D8 CONFIGURATION)



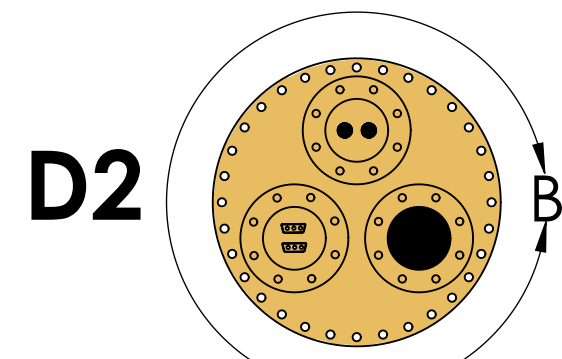
DETAIL D  
(D6 CONFIGURATION)

BELLOWS SIDE OF THE CHAMBER

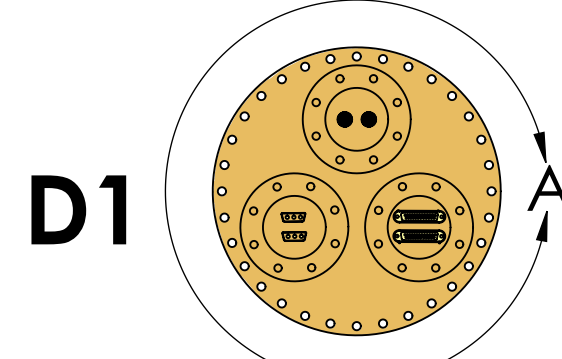
PURGE AIR PORT



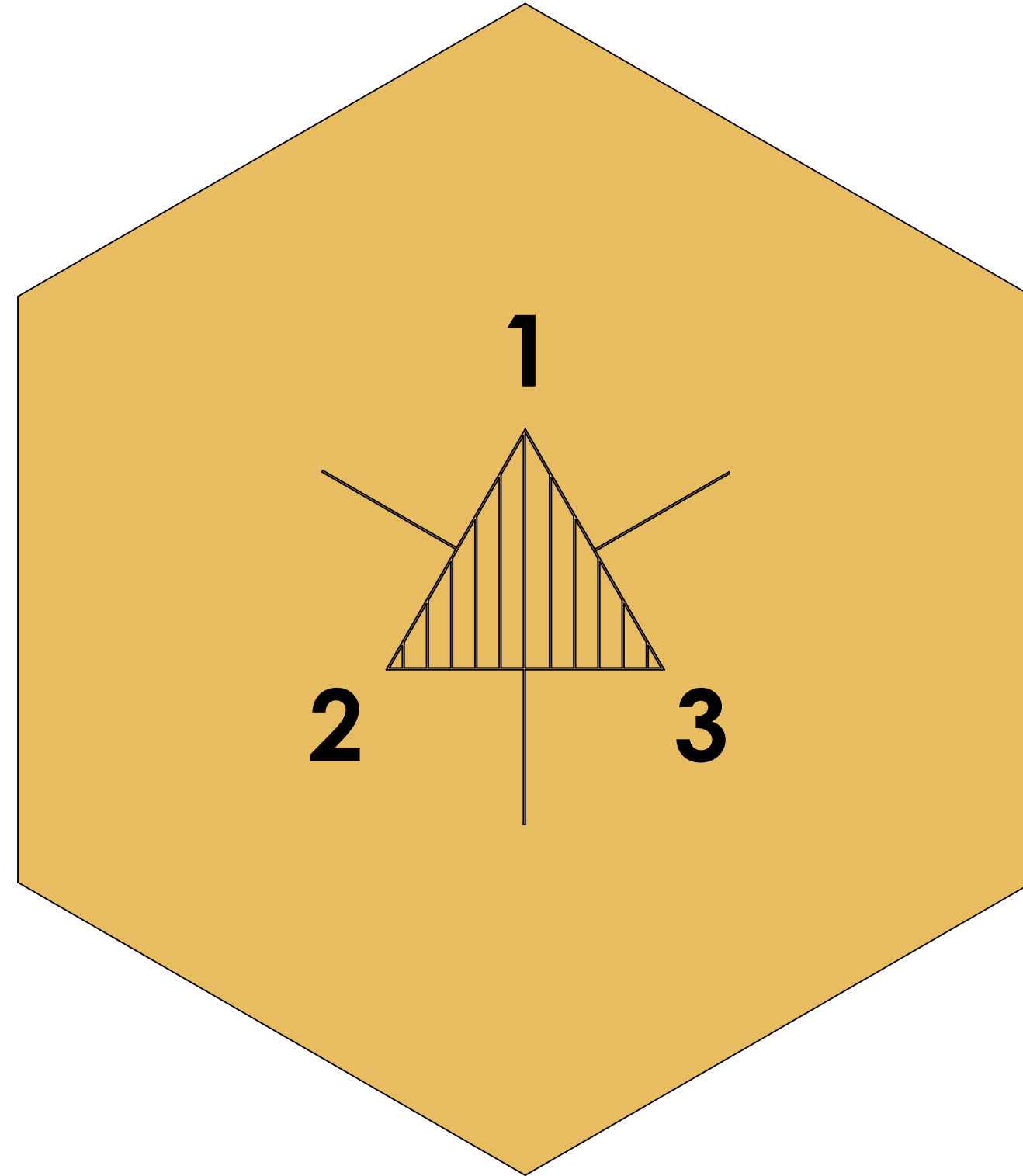
D3  
AS VIEWED FROM THE AIR SIDE



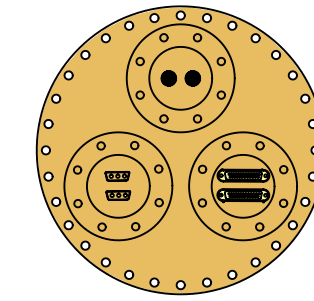
D2  
AS VIEWED FROM THE AIR SIDE



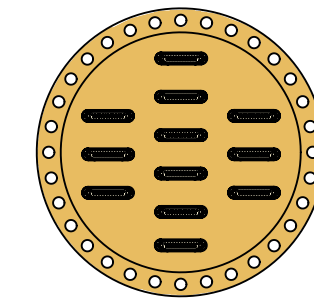
D1  
AS VIEWED FROM THE AIR SIDE



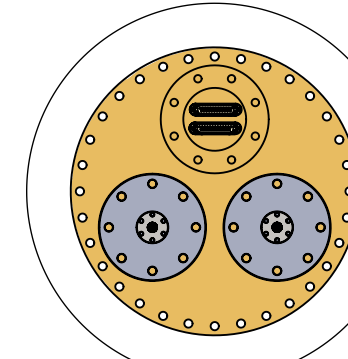
AS VIEWED FROM ABOVE PLAN VIEW



D4

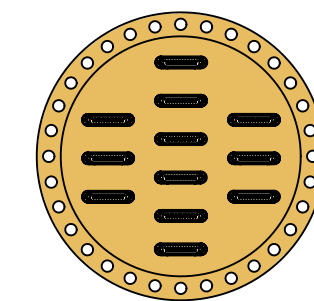


D5



AS VIEWED FROM THE AIR SIDE

D6



LOCATED ON THE TOP OF THE CHAMBER

D8

* SUBFLANGE TYPE >	A	B	C	D	E	F	G	H	J
CONNECTORS >	BNC	3PWR	25D	5 WAY COAX (2 PER FLANGE)	5 WAY COAX (1 PER FLANGE)	25PIN FULL FLANGE	TRI-AXIAL	2TC2P	FC-APC
SUBSYSTEMS v									
SEI (ISI)		6	6			18	6		
SUS									
ISC									
I/O									
TCS									
PSL									
AOS									
SQZ			2			6			2
TOTALS (CONNECTORS)	0	6	8	0	0	24	6	0	2
TOTALS (FLANGES)	0	3	4	0	0	2	3	0	2

FLANGE	SUBFLANGE	FLANGE TYPE	CONNECTOR	SUBSYSTEM	DESCRIPTION
D7		BLANK			-- BLANK (FULL FLANGE) --

FLANGE	SUBFLANGE	FLANGE TYPE	CONNECTOR	SUBSYSTEM	DESCRIPTION
D8-F1		F	25D-1		DC QPDA, DC QPDB
D8-F9		F	25D-9		PICO MOTORS (4)
D8-F10		F	25D-10		SFI1, SFI2 (FARADAY THERMAL CONTROLLER)

REV.	DATE	DCN #	DRAWING TREE #
v4	11 OCT 2019	-	-
v5	18 OCT 2019	-	-
v6	11 NOV 2019	-	-

FLANGE	SUBFLANGE	FLANGE TYPE	CONNECTOR	SUBSYSTEM	DESCRIPTION
D1-1A1	-1	A	TRIAxIAL-1	SEI	SEI - CAP POS SENS
D1-1A2	-1	A	TRIAxIAL-2	SEI	SEI - CAP POS SENS
D1-2B1	-2	B	3PWR-1	SEI	SEI - ISI COILS
D1-2B2	-2	B	3PWR-2	SEI	SEI - ISI COILS
D1-3C1	-3	C	25D-1	SEI	SEI - GS-13
D1-3C2	-3	C	25D-2	SEI	SEI - L-4C

FLANGE	SUBFLANGE	FLANGE TYPE	CONNECTOR	SUBSYSTEM	DESCRIPTION
D2-1A1	-1	A	TRIAxIAL-1	SEI	SEI - CAP POS SENS
D2-1A2	-1	A	TRIAxIAL-2	SEI	SEI - CAP POS SENS
D2-2B1	-2	B	3PWR-1	SEI	SEI - ISI COILS
D2-2B2	-2	B	3PWR-2	SEI	SEI - ISI COILS
D2-3	-3	-	-	VAC	PURGE AIR
D2-3	-3	-	-	VAC	PURGE AIR

FLANGE	SUBFLANGE	FLANGE TYPE	CONNECTOR	SUBSYSTEM	DESCRIPTION
D3-F1		F	25D-1	SUS	SUS - TRIPLE (FC1)
D3-F2		F	25D-2	SUS	SUS - TRIPLE (FC1)
D3-F3		F	25D-3	SUS	SUS - TRIPLE (FC1)
D3-F4		F	25D-4	SUS	SUS - TRIPLE (FC1)
D3-F5		F	25D-5	SUS	HDS + SAMS (ZM4) TOP
D3-F6		F	25D-6	SUS	HDS + SAMS (ZM4) MODE MATCH
D3-F7		F	25D-7	SUS	HDS + SAMS (ZM5) TOP
D3-F8		F	25D-8	SUS	HDS + SAMS (ZM5) MODE MATCH
D3-F9		F	25D-9	SUS	TIP/TILT (ZM1) TOP (HDS TOP ZM1)
D3-F10		F	25D-10	SUS	SPARE (HDS DITHER ZM1)
D3-F11		F	25D-11	SEI	SEI - GS-13
D3-F12		F	25D-12	SEI	SEI - L-4C

FLANGE	SUBFLANGE	FLANGE TYPE	CONNECTOR	SUBSYSTEM	DESCRIPTION
D4-1A1	-1	A	TRIAxIAL-1	SEI	SEI - CAP POS SENS
D4-1A2	-1	A	TRIAxIAL-2	SEI	SEI - CAP POS SENS
D4-2B1	-2	B	3PWR-1	SEI	SEI - ISI COILS
D4-2B2	-2	B	3PWR-2	SEI	SEI - ISI COILS
D4-3C1	-3	C	25D-1	SEI	SEI - GS-13
D4-3C2	-3	C	25D-2	SEI	SEI - L-4C

FLANGE	SUBFLANGE	FLANGE TYPE	CONNECTOR	SUBSYSTEM	DESCRIPTION
D5-F1		F	25D-1	SQZ	SQZ-VOPO SUS AOSEMS (1-4)
D5-F2		F	25D-2	SQZ	SQZ-VOPO SUS AOSEMS (5-6)
D5-F3		F	25D-3	SQZ	SQZ-TIP/TIL BOSEMS
D5-F4		F	25D-4	SQZ	SQZ-TEC/THERMISTORS
D5-F5		F	25D-5	SQZ	SQZ-VOPO PZTs/OVEN TRANS STAGE
D5-F6		F	25D-6	SQZ	③ SQZ-PDs/LENS TRANS STAGE/BEAM DIV.
D5-F7		F	25D-7	SUS	SPARE
D5-F8		F	25D-8	SUS	HDS + SAMS (ZM2) TOP
D5-F9		F	25D-9	SUS	HDS + SAMS (ZM2) MODE MATCH
D5-F10		F	25D-10	SUS	SPARE
D5-F11		F	25D-11	SUS	TIP/TILT (ZM3) TOP (HDS TOP ZM3)
D5-F12		F	25D-12	SUS	SPARE (HDS DITHER ZM3)

FLANGE	SUBFLANGE	FLANGE TYPE	CONNECTOR	SUBSYSTEM	DESCRIPTION
D6-1C1	-1	C	25D-1	ISC	SPARE
D6-1C2	-1	C	25D-2	ISC	SPARE
D6-2J1	-2	J	FC-APC	SQZ	SQZ-532nm FIBER
D6-3J1	-3	J	FC-APC	SQZ	SQZ-1064nm FIBER

NOTES AND TOLERANCES: (UNLESS OTHERWISE SPECIFIED)

LIGO CALIFORNIA INSTITUTE OF TECHNOLOGY MASSACHUSETTS INSTITUTE OF TECHNOLOGY

PART NAME  
A+, HAM7, Flange Layout - H1 Horizontal Access Module 7

SYSTEM A+ SUB-SYSTEM ALL

DESIGNER E.SANCHEZ 11 APR 2019 SIZE DWG. NO. D D1900116 REV. v6

CHECKER SEE DCC SEE DCC

APPROVAL SEE DCC SEE DCC SCALE: NTS PROJECTION: SHEET 1 OF 1

NEXT ASSY D1900365

MATERIAL N/A FINISH N/A μinch