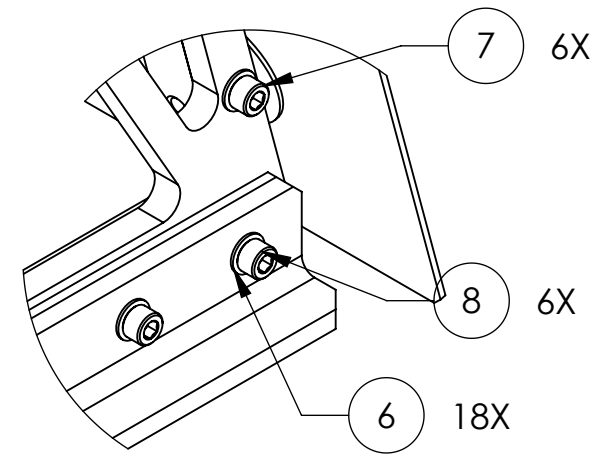
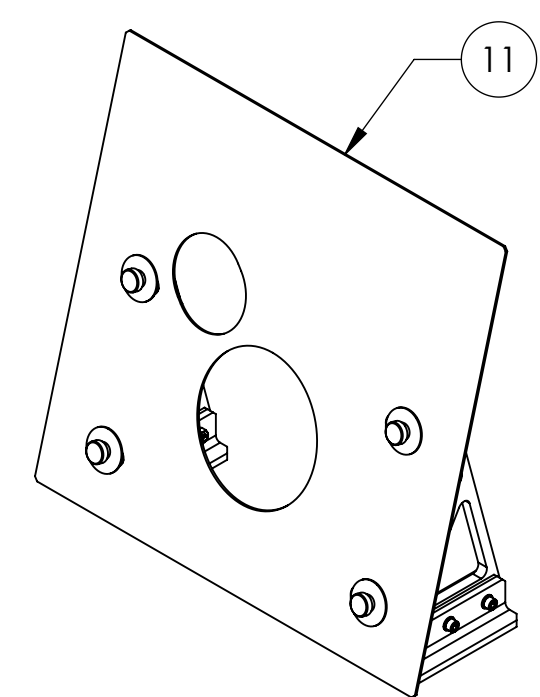
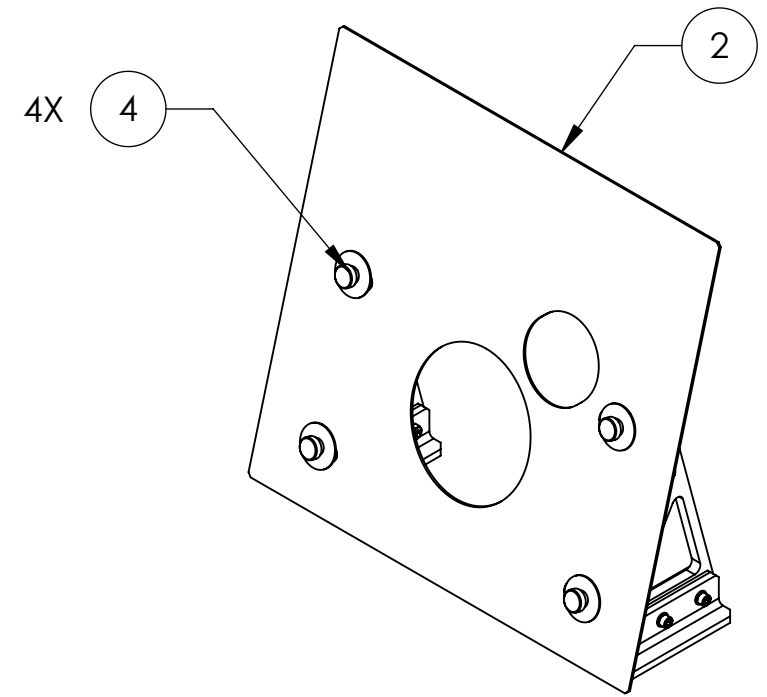
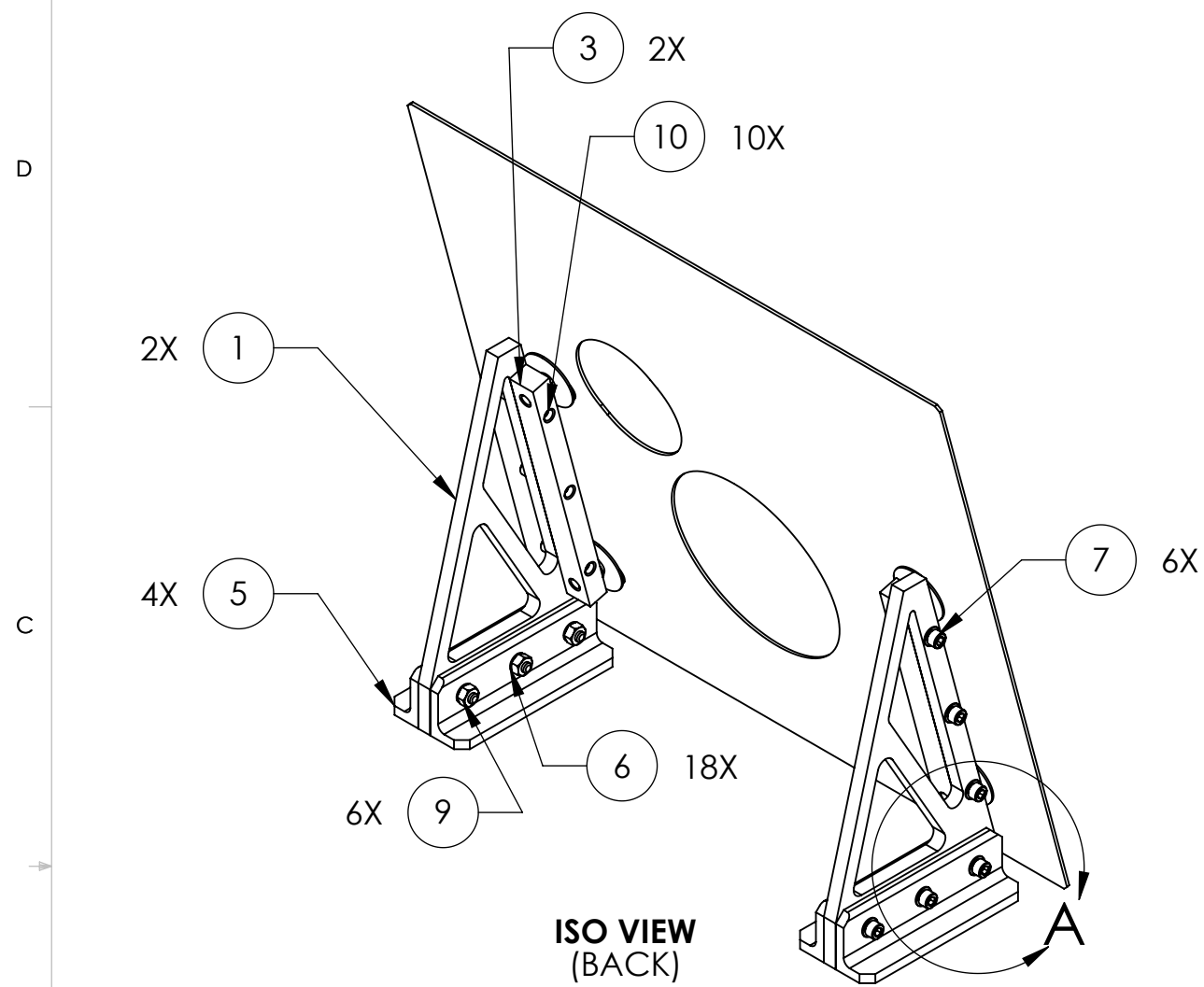


REV.	DATE	DCN #	DRAWING TREE #
v1	21 SEPT 2020	E2000329-x0	-
-	-	-	-
-	-	-	-



11	D2000280-02	A+, SLiC, HAM VERTICAL TABLE BAFFLE	304 SSSL	-	1
10	91732A212	HELICOIL, 1/4-20 X .375 LG.	NITRONIC 60	10	10
9	N-2520-A	HEX NUT 1/4-20, Ag PLATED	Ag-PLATED 300 SSSL	6	6
8	90128A245	SCREW, SHC, 1/4-20 x 1.25 LG.	300 SSSL	6	6
7	90128A245	SOCKET HEAD CAP SCREW, SHC, 1/4-20 x 1" L	18-8 SSSL	6	6
6	90313A203	FLAT WASHER 1/4 SCREW SIZE	18-8 SSSL	18	18
5	D2000291	A+, SLiC, HAM Vertical Table Baffle Support Foot	6061-T6 Al	4	4
4	D1700232	aLIGO, SLiC, BOLT ASSY., BN	N/A	4	4
3	D2000292	A+, SLiC, HAM Vert. Table Baffle Support Mt. Bar	6061-T6 Al	2	2
2	D2000280-01	A+, SLiC, HAM VERTICAL TABLE BAFFLE	304 SSSL	1	-
1	D2000290	A+, SLiC, HAM Vertical Table Baffle Support	6061-T6 Al	2	2
ITEM NO.	PART NUMBER	DESCRIPTION	MATERIAL	-01 TYPE/QTY.	-02 TYPE/QTY.

PARTS LIST

NOTES AND TOLERANCES: (UNLESS OTHERWISE SPECIFIED)

MATERIAL		FINISH		NEXT ASSY		CALIFORNIA INSTITUTE OF TECHNOLOGY MASSACHUSETTS INSTITUTE OF TECHNOLOGY		PART NAME A+, SLiC, HAM Vertical Table Baffle Assy.	
N/A		N/A μinch				SYSTEM A+		SUB-SYSTEM SYS	
						DESIGNER D.PETERSON 30 JUN 2020		SIZE DWG. NO. B D2000281	
						DRAFTER D.PETERSON 17 JUL 2020		REV. v1	
						CHECKER SEE DCC SEE DCC		SCALE: 1:6 PROJECTION:	
						APPROVAL SEE DCC SEE DCC		SHEET 1 OF 1	